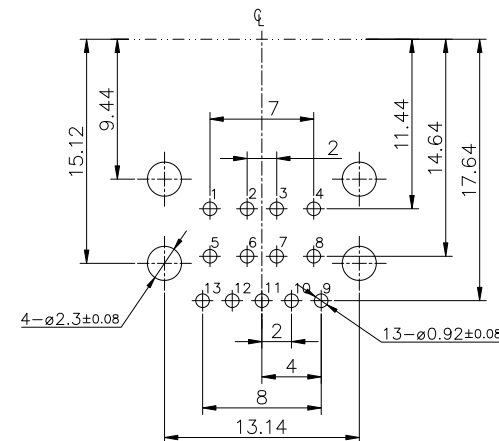
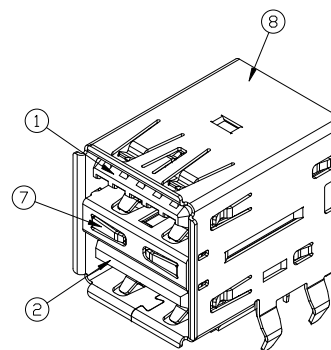
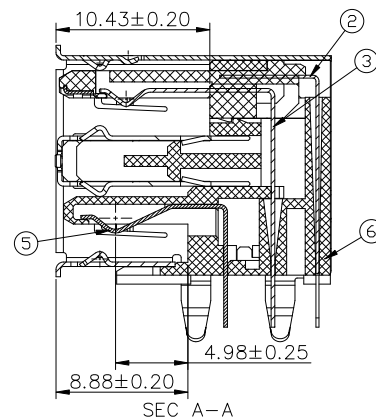
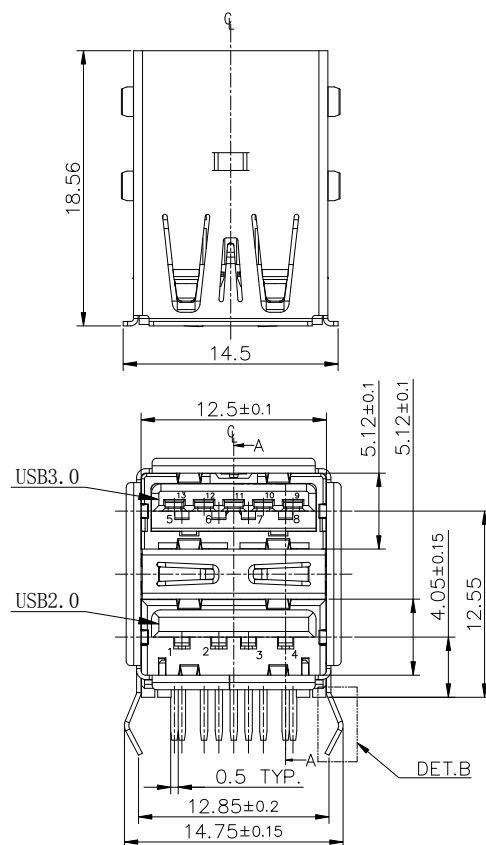
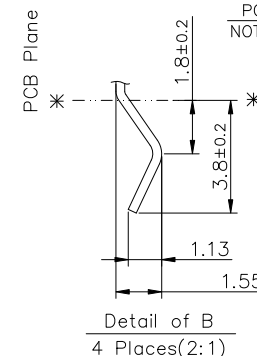


PRODUCT NUMBER
10132430-000XXLF



PCB HOLES (BOTTOM VIEW) $t=1.6\text{mm}$
NOTE: GENERAL TOLERANCE: $\pm 0.05\text{mm}$



USB 2.0	
Pin No.	Signal Name
1	VBUS
2	D-
3	D+
4	GND
SHELL	SHIELD

USB 3.0			
Pin No.	Signal Name	Pin No.	Signal Name
5	VBUS	9	SSRX-
6	D-	10	SSRX+
7	D+	11	GND
8	GND	12	SSTX-
SHELL	SHIELD	13	SSTX+

- NOTE:
- PRODUCT SPECIFICATION: GS-12-1273.
 - PACKAGE SPECIFICATION: GS-14-2423.
 - THE HOUSING WILL WITHSTAND EXPOSURE TO 235°C PEAK TEMPERATURE FOR 5 SEC. IN A WAVE SOLDERING APPLICATION.
 - PART NUMBER:
10132430-000 X X LF
- PLATING: 1: G/F ON CONTACT 2: 30u" Au ON CONTACT
- PACKAGE: 1: TRAY

NO.	PART NAME	TER'NO.	QTY.	MATERIAL	REMARK
⑧	SHELL	1	STEEL	Ni-PLATED	
⑦	SPRING	1	STEEL	Ni-PLATED	
⑥	SPACER	1	HIGH TERP.THERMOPLASTIC,UL94V-0	Black	
⑤	USB2.0-4P TERMINAL	1,2,3,4	4	COPPER ALLOY	Au/Sn-PLATED
④	USB3.0-4P TERMINAL	5,6,7,8	4	COPPER ALLOY	Au/Sn-PLATED
③	USB3.0-5P TERMINAL	9,10,11,12,13	5	COPPER ALLOY	Au/Sn-PLATED
②	USB2.0-HOUSING	1	THERMOPLASTIC,UL94V-0	Black	
①	USB3.0-HOUSING	1	THERMOPLASTIC,UL94V-0	Blue	
mat'l. code	surface	tolerance	projection	product family	
ltr	ecn no	dr	date	USB 3.0	
A	TAI	2014-11-27		title	
				USB 2.0+3.0 REC. CONN.	
				TYPE A, R/A THROUGH HOLE	
				dwg no	
				10132430	
				sheet 1 of 1	
				size	
				A4	
				type	
				CUSTOMER Drawing	
sheet index	revision sheet	A	1		