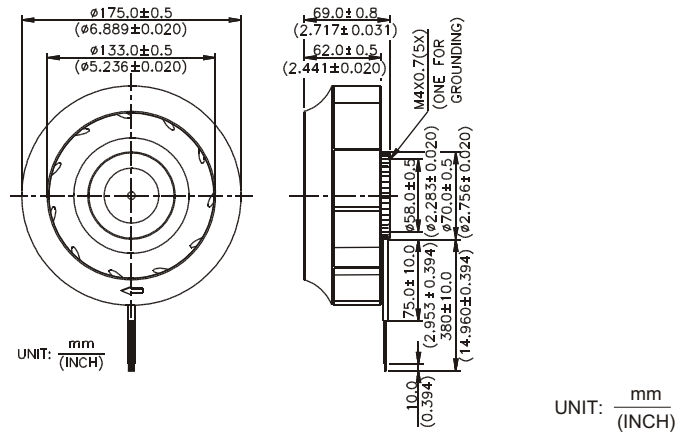
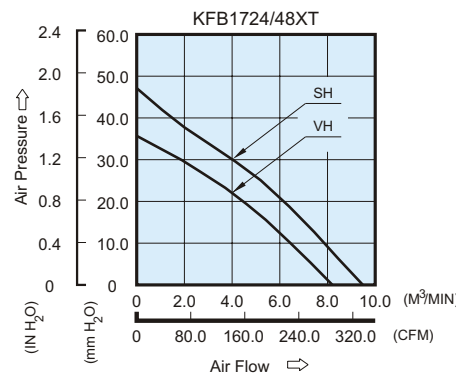


KFB Ø175 x 69 MM SERIES

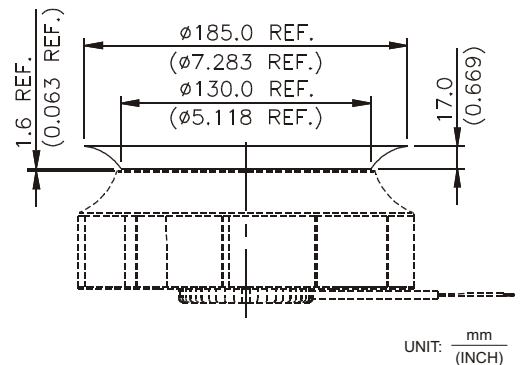
DIMENSIONS DRAWING



P & Q CURVE (AT RATED VOLTAGE)



MOUNTING PANEL CUTOUT



- * Bearing Type
Ball Bearings
- * Material
Impeller : Plastic (UL 94V-0)
Pillow : Die-Cast Aluminum
- * Lead Wires :
UL 1430 AWG #22 OR Equivalent
Red Wire Positive (+)
Black Wire Negative (-)
- * Weight : 670g (23.63 oz)

MODEL		Rated Voltage	Operating Voltage Range	Rated Current	Rated Input Power	Speed	Maximum Air Flow		Maximum Air Pressure		Noise
PART NO.	FUNCTION	VDC	VDC	Amp	Watt	R.P.M.	m ³ /min	CFM	mmH ₂ O	IN H ₂ O	dB-A
KFB1724VHT	-R00 / -F00	24	14.0 to 26.4	2.05	49.20	3000	8.206	289.79	35.69	1.405	65.0
KFB1748VHT	-R00 / -F00	48	36.0 to 53.0	1.05	50.40						
KFB1724SHT	-R00 / -F00	24	14.0 to 26.4	2.88	69.12	3300	9.480	334.79	47.86	1.884	67.5
KFB1748SHT	-R00 / -F00	48	36.0 to 53.0	1.45	69.60						

* Function type is optional.
 * The max. air flow and the speed are measured in free air ; max. air pressure is measured at zero air flow.
 * Noise is measured in anechoic chamber in free air, one meter from intake side.
 * All readings are typical values at rated voltage.
 * Specifications are subject to change without notice.