



### »» Features

- Heavy duty sugar cube relay with 20A 120VAC, 16A 240VAC, TV-8 rating.
- UL & VDE safety approval.
- Optional for flux free, sealed type and sealed type washable cover, SPNO, SPNC, SPDT contact configuration.
- High performance PCB power relay for motor control, compressor control, home appliances.
- Comply with RoHS-Directive 2002/95/EC.

### »» Type List

#### ◆ Standard type

Terminal style	Contact form	Insulation system	Designation (provided with)		
			Flux tight	Sealed type	Sealed type washable
PCB terminal	1A (SPNO)	-----	207-1AH-C	207-1AH-V	207-1AH-S
		F	207-1AH-F-C	207-1AH-F-V	207-1AH-F-S

#### ◆ High power type

PCB terminal	1A (SPNO)	-----	207H-1AC-C	207H-1AC-V	207H-1AC-S
		F	207H-1AC-F-C	207H-1AC-F-V	207H-1AC-F-S

### »» Ordering Information

207 □ □ - 1A H - □ - C  
 1 2 3 4 5 6 7

- |   |   |
|---|---|
| <p>1. 207 -- Basic series designation</p> <p>2. Blank -- Standard type<br/>H -- High power type</p> <p>3. Blank -- Standard type<br/>A -- Double pin type</p> <p>4. 1A -- Single pole normally open</p> | <p>5. C -- Contact material AgNi<br/>H -- Contact material AgSnO</p> <p>6. Blank -- Standard type<br/>F -- Class F</p> <p>7. C -- Flux tight<br/>V -- Sealed type<br/>S -- Sealed type washable</p> |
|---|---|

### »» Contact Rating

#### ◆ 207

Resistive load	NO : 17A 240VAC 100K cycles 10A 240VAC at 105°C 300K cycles (B10 value)
----------------	--

#### ◆ 207H

Resistive load	NO : 17A 240VAC 100K cycles 16A 240VAC at 105°C 100K cycles 10A 240VAC at 105°C 300K cycles
----------------	---

## »» Coil Rating (DC)

Rated voltage (V)	Rated current $\pm 10\%$ at 23°C (mA)	Coil resistance $\pm 10\%$ at 23°C ( $\Omega$ )	Max. continuous voltage at 85°C	Pick up voltage(Max) at 23°C	Drop out voltage(Min) at 23°C	Power consumption at rated voltage
3	130	23	150 % of rated voltage	75 % of rated voltage	5 % of rated voltage	approx. 0.4W
5	79	63				
6	67	90				
9	44	203				
12	33	360				
18	22	810				
24	17	1440				
36	11	3240				
48	8	5760				

## »» Specification

Contact material	AgSnO / AgNi alloy	
Contact resistance <sup>(1)</sup>	100m $\Omega$ Max. (1A/6VDC by 4 pipes m $\Omega$ meter)	
Operate time <sup>(1)</sup>	15ms Max.	
Release time <sup>(1)</sup>	10ms Max.	
Insulation resistance <sup>(1)</sup>	100M $\Omega$ Min. (DC 500V)	
Dielectric strength <sup>(1)</sup>	Between open contact	: AC 1000V, 50/60Hz 1 min.
	Between contact and coil	: AC 2500V, 50/60Hz 1 min.
Vibration resistance	Operating extremes	10~50Hz , amplitude 1.0 mm
	Damage limits	10~50Hz , amplitude 1.0 mm
Shock resistance	Operating extremes	10G
	Damage limits	100G
Life expectancy	Mechanical	10,000,000 operations (frequency 18,000 operations/hr)
	Electrical	See contact rating. (frequency 360 operations/hr)
Operating ambient temperature	-40~+85°C (no freezing) <sup>(2)</sup>	
Weight	Approx. 15 g	

Note : (1) initial value

(2) special version of high temperature 105° C can be selected.

## »» Safety Approval

Certified	UL	VDE
File No.	E88991	40025801

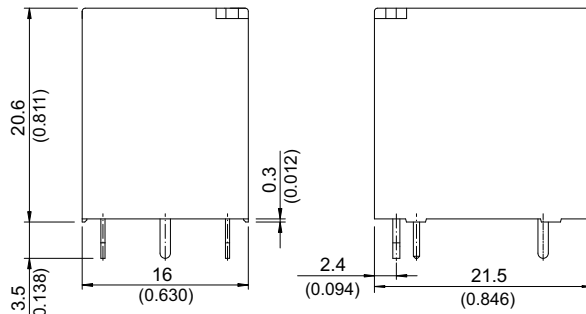
### »» Safety Approval Rating

UL		VDE
207	207H	
20A 277VAC 1HP 125VAC TV-5 (for AgSnO contact)	20A 277VAC 1HP 125VAC	17A 250VAC T105

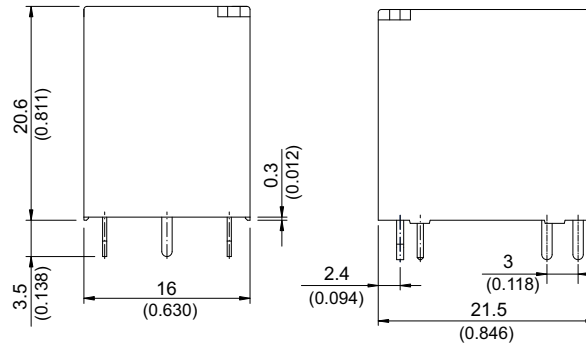
Note : Flux tight version is recommended in high temperature. If there is cleaning process and sealed type is selected, the vent-hole should be removed after the process.

### »» Outline Dimensions

#### ◆207,207H

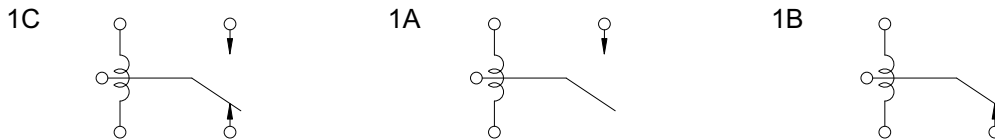


#### ◆207A,207HA



### »» Wiring Diagram

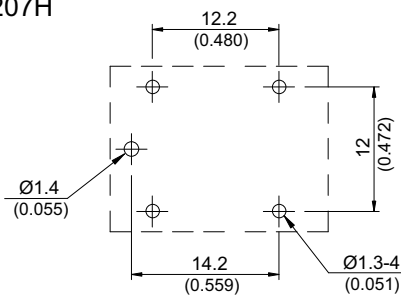
BOTTOM VIEW



### »» PC Board Layout

BOTTOM VIEW

#### ◆207,207H



#### ◆207A,207HA

