


70-178-1, 2 Socket/15 Amp Rating, 300 Volts



BOLD-FACED PART NUMBERS ARE NORMALLY STOCKED

Standard Part Number	Description
70-178-1	11-Pin, Printed Circuit Terminals with Mounting Tabs
70-178-2	11-Pin, Printed Circuit Terminals without Mounting Tabs



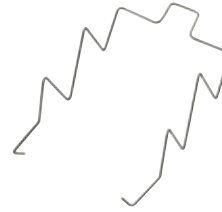
General Specifications (UL 508)

Characteristics	Units	Value
Number of Terminals		11
Electrical Rating		
Nominal Voltage Rating	Volts	300
Nominal Current Rating	Amps	15
Dielectric Strength		
Output to Input Terminals	V rms	2500
Output to Adjacent Output Terminals	V rms	2500
Temperature		
Operating Range:	°C	- 40 to + 80
Storage Range:	°C	- 40 to + 105
Construction		
Internal Metal Tracks		Copper Alloy, Nickel Plated
Terminals		Copper Alloy, Nickel Plated
Miscellaneous		
Socket Mounting:		Printed Circuit
Wire Size Capacity (Maximum)	EN 60204-1	AWG mm2
Soild Cu (Output)	AWG, mm2	16 1.0
Stranded Cu (Output)	AWG, mm2	16 1.0
Wire Connection Method		Solder
Flamability Rating	Class	94V-0
Body Color		Light Gray
Product Certification		UL, CSA
Conformance		CE, RoHS
Weight	grams	12.1

Optional Mating Accessories

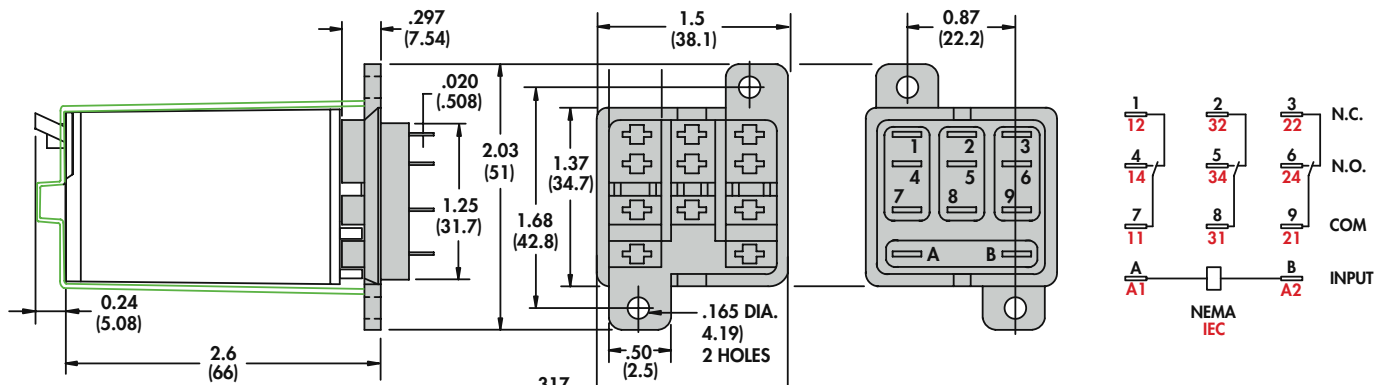


788 Relay



16-1351

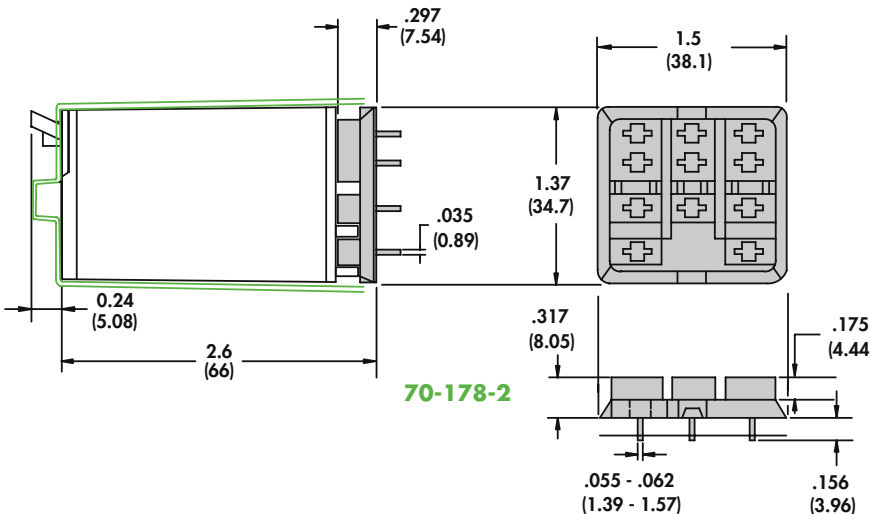
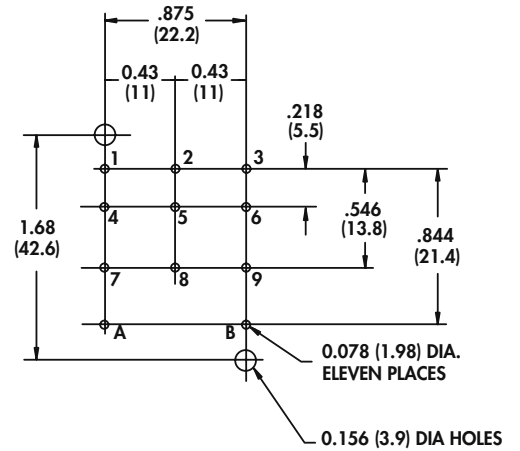
Standard Part Number	Description	Catalog Location
788	Relay	Section 1 p.30-38
16-1351	Metal Hold-Down Clip used for 788, 711, 388J Relays	Section 3 p.8-11



70-178-1

16-1351
Metal Hold-Down Clip
See Section 3 p.8-11

RECOMMENDED CIRCUIT BOARD LAYOUT BOTTOM VIEW



70-178-2