



50/60 Hz Current Sensing Transformer



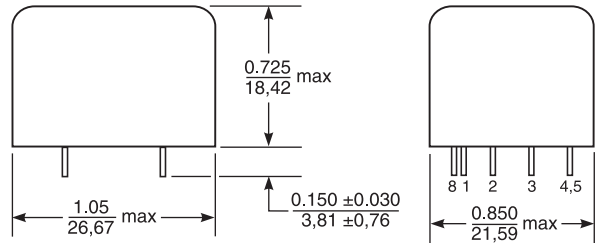
This Coilcraft current sense transformer is intended for use in measuring 50/60 Hz line currents from 0.5 to 20 Amperes rms. Typical application shown below yields an output of 0.1 Volt per Ampere. The sensitivity may be changed by adjusting the value of the terminating resistance (R_T). These parts also can be used to measure 400 Hz line currents.

To request free evaluation samples, contact Coilcraft or visit www.coilcraft.com.

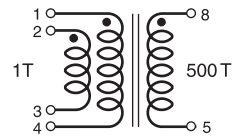
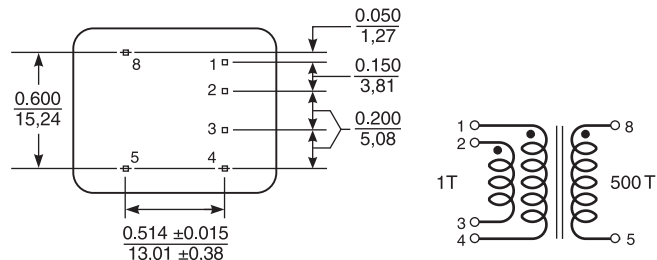
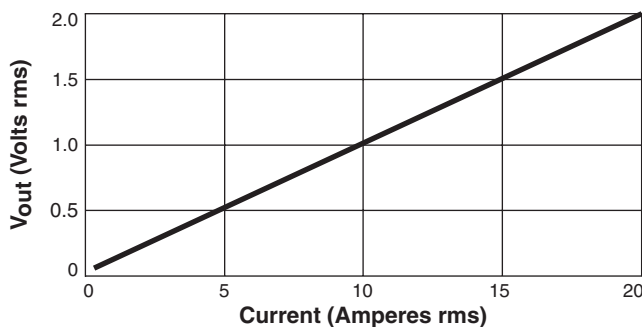
Part number	Turns (N) pri : sec	Inductance ¹ min (mH)	DCR max (Ohms)		Frequency range ² (Hz)	Sensed current range I_{in}	R_T for 1.0 V_{out} from 10 A I_{in} ³
			1,2 – 3,4	8 – 5			
CS2106L	1 : 500	75	0.007	26	50 – 400	0.5 A – 20 A	68 Ohms

1. Inductance is for the secondary, tested at 1 kHz, 0.1 Vrms.
2. Square wave response deteriorates above and below this frequency.
3. Varying terminating resistance increases or decreases output Voltage/Ampere in approximate proportion to the ratio $R_T / 68$.
4. Operating temperature range -40°C to $+85^{\circ}\text{C}$.
5. Electrical specifications at 25°C .

Typical Circuit



Typical Response (with $R_T = 68$ Ohms)



Unless specified, tolerances are $\pm 0.005/0,127$
All pins are 0.025/0,64 square.

Weight: 19 g
Terminations: Tin-silver over copper
Packaging: 30 per tray

Primary windings to be connected in parallel on the PC board



Specifications subject to change without notice.
Please check our website for latest information.

Document 150 Revised 12/29/09

1102 Silver Lake Road Cary, Illinois 60013 Phone 847/639-6400 Fax 847/639-1469

E-mail info@coilcraft.com Web <http://www.coilcraft.com>