THIS DRAWING IS UNDER TYCO
VERTRAULICH UNVERVIELFÄLTIGE ZEICHNUNG
© COPYRIGHT 2001 BY TYCO ELECTRONICS CORPORATION. ALL RIGHTS RESERVED
ALLE RECHTE VORBEHALTEN

LOC	DIST
A1	–

REVISIONS ÄNDERUNGEN				
F	LTR	DESCRIPTION BESCHREIBUNG	DATE	DWN	APVD
	A	EG00-1208-01	20MAR2001	WM	JH
	A1	EG00-1209-01	17APR2001	WM	JH
	A2	EG00-2771-02	26AUG2002	PK	JH
	A3	EGA0-2146-04	28SEP2004	PR	JH

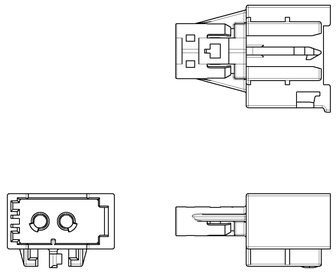

Teil mit Verbindungselement
PART WITH LOCATOR
Version 1 / VERSION 1
Standart / GENERAL 1-1394916-1

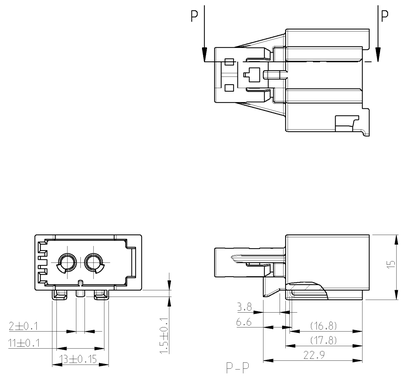

Teil mit Verbindungselement
PART WITH LOCATER
Version 2 / VERSION 2
1-1394916-2

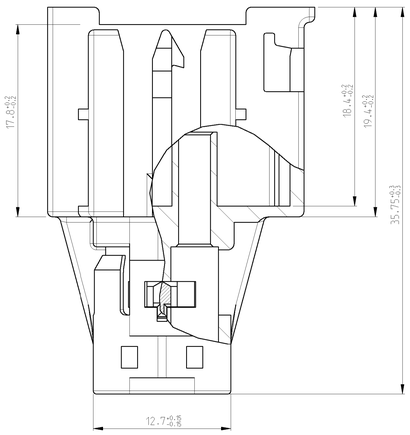

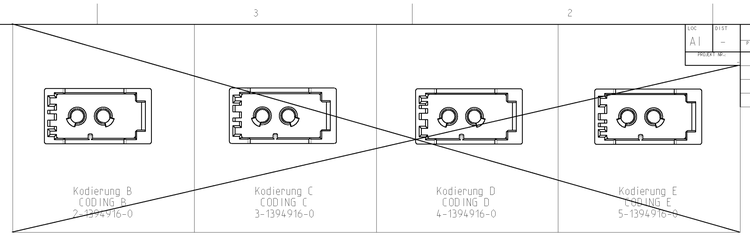

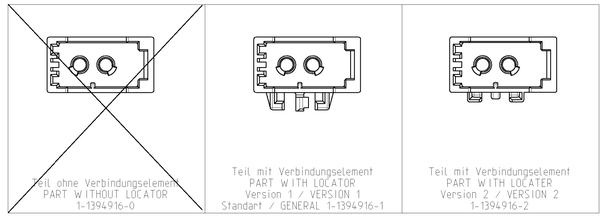

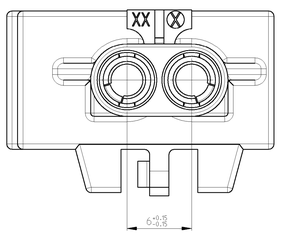

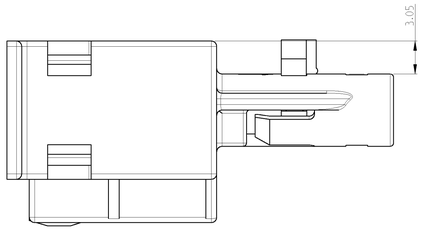

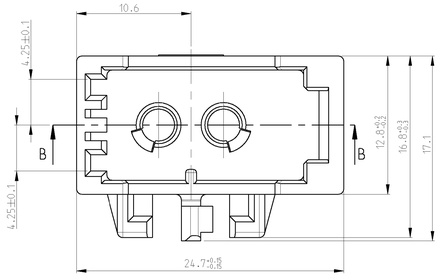

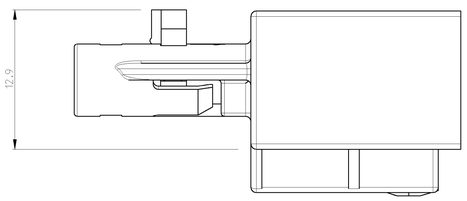

7

Bemerkungen / NOTES

1 Zu verwenden mit PN 1418862 Kodierung siehe Tabelle (A3)
USED WITH PN 1418862 CODING SEE TABLES

2 Kodierung A wie gezeichnet ohne Sekundaersicherung
CODING A AS SHOWN WITHOUT RETAINER

3 Anbindung mit Standartanbindung
CONNECTOR FOR GENERAL LOCATER

4 Lieferung mit Retainer in Vorraststellung
DELIVERY WITH RETAINER IN PRE LOOCKED POSITION

5 Verpackung Schuettgut im Karton
PACKING LOOSE PIECE IN CARTON

6 Massgebend ist der deutsche Text
ONLY THE GERMAN-LANGUAGE SHALL BE BINDING

7 Verbindungselement nach Zeichnung 114-18063-2
LOCATOR SHOW DRAWING 114-18063-2

8 Schnittstellenausfuehrung nach Zeichnung 114-18361-1
MATING PART EXECUTION ACC. 114-18361-1

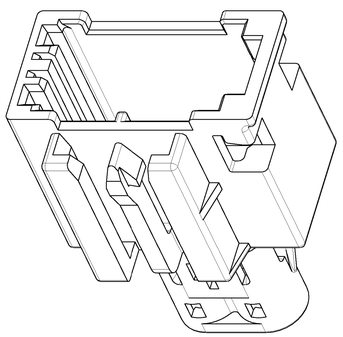

5:1

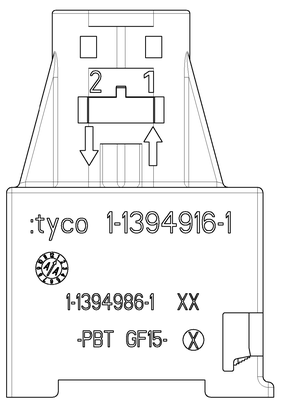

1:1

Auslieferzustand	Endzustand
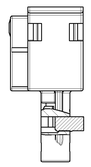	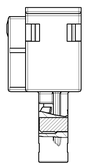
Assembly Sekundaersicherung in Vorraststellung ASSY PRE-LOCKED POSITION RETAINER IN PRE LOCKED POSITION	Assembly Sekundaersicherung in Endraststellung ASSY PRE-LOCKED POSITION RETAINER IN LOCKED POSITION

LOCATOR	CUSTOMER NO	TYCO PART NO	REV.	QTY	Pos.	DESCRIPTION	COLOUR	COD.	Passend zu: SUITABLE FOR:	ITEM NO
Mit Verbindungselement Version 2 WITH LOCATOR VERSION 2	–	5-1394916-2	A	1	2	RETAINER	BLUE	E	5-1418862-0 (A3)	15
					1	INLINE CONNECTOR	–			
	–	4-1394916-2	A	1	2	RETAINER	BLUE	D	4-1418862-0	14
					1	INLINE CONNECTOR	–			
	–	3-1394916-2	A	1	2	RETAINER	BLUE	C	3-1418862-0	13
					1	INLINE CONNECTOR	–			
	–	2-1394916-2	A	1	2	RETAINER	BLUE	B	2-1418862-0	12
					1	INLINE CONNECTOR	–			
	–	1-1394916-2	A	1	2	RETAINER	BLUE	A	1-1418862-0	11
					1	INLINE CONNECTOR	BLACK			
Mit Verbindungselement Version 1 WITH LOCATOR VERSION 1	–	5-1394916-1	A	1	2	RETAINER	BLUE	E	5-1418862-0	10
					1	INLINE CONNECTOR	–			
	–	4-1394916-1	A	1	2	RETAINER	BLUE	D	4-1418862-0	9
					1	INLINE CONNECTOR	–			
	–	3-1394916-1	A	1	2	RETAINER	BLUE	C	3-1418862-0	8
					1	INLINE CONNECTOR				
	–	2-1394916-1	A	1	2	RETAINER	BLUE	B	2-1418862-0	7
					1	INLINE CONNECTOR	–			
	–	1-1394916-1	A	1	2	RETAINER	BLUE	A	1-1418862-0	6
					1	INLINE CONNECTOR	BLACK			
WITHOUT LOCATOR FOR CONNECTION	–	5-1394916-0	A	1	2	RETAINER	BLUE	E	5-1418862-0	5
					1	INLINE CONNECTOR	–			
	–	4-1394916-0	A	1	2	RETAINER	BLUE	D	4-1418862-0	4
					1	INLINE CONNECTOR	–			
	–	3-1394916-0	A	1	2	RETAINER	BLUE	C	3-1418862-0	3
					1	INLINE CONNECTOR	–			
	–	2-1394916-0	A	1	2	RETAINER	BLUE	B	2-1418862-0	2
					1	INLINE CONNECTOR				
	–	1-1394916-0	A	1	2	RETAINER	BLUE	A	1-1418862-0	1
					1	INLINE CONNECTOR	BLACK			

"IT IS PROHIBITED TO REPRODUCE OR DISTRIBUTE THIS DRAWING OR USE THE DESIGN DETAILS WITHOUT WRITTEN PERMISSION"
DIESE ZEICHNUNG DARF NICHT VERVIELFÄLTIGT UND DER INHALT DER ZEICHNUNG, ZU DER TECHNISCHEN DATEN IST EINEN, OHNE VORHERIGE, SCHRIFTLICHE ERLAUBNIS WEDER VERWENDET NOCH WEITERGEGEBEN WERDEN

DIMENSIONS: MILLIMETERS
MASSE SIND IN DIN (MM)

1	PLC	2
2	PLC	1
3	PLC	4
4	PLC	3

SURFACE FINISH: AS PER SPECIFICATION
OBERFLÄCHENGÜTE: GEMÄSS SPEZIFIKATION

MATERIAL: PBT GF 15
WEIGHT: 4.3g (Vers. 1)
GEWICHT: 4.3g (Vers. 1)

DWN	W. Mueller	20MAR2001
CHK	–	–
APVD	Hahn	20MAR2001

PRODUCT SPEC: PRODUKTNR. 108-18698 (A3)
APPLICATION SPEC: ANWENDETUNGSSPEZ.
CUSTOMER DRAWING: KUNDENZEICHNUNG

tyco Electronics
Tyco Electronics AMP GmbH
D - 64625 Bensheim

NAME: MOST 2 pol Inline Kupplung
MOST 2 POS INLINE CONNECTOR

SIZE: A0 | CAGE CODE: 00779 | DRAWING NO (ZEICHNUNGS-NR.): 114-1394916 | RESTRICTED TO: NUR FÜER –

SCALE (MASSTAB): 5:1 | SHEET (BLATT) 1 OF (VON) 1 | REV A3

AMP-ABOS REV.31MAR2000
Pro/ENGINEER DRAWING