






















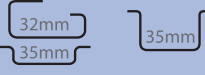
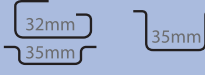
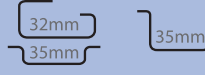



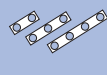




The CHV series Terminal Blocks have been specially designed for high voltage use, such as in solar applications.

A specially designed flexible foot enables easy mounting and dismounting from the mounting rail with the help of a screw driver. These Terminal Blocks have marker holding recesses to accept marking tags for circuit identification. Cross connection can be achieved with the aid of shorting links / sleeves & screws.

	CHV4U			CHV6U			CHV10U		
									
									
Terminal Width	6 mm			8 mm			10 mm		
Height x Length	70.8 x 52 mm			70.8 x 52 mm			70.8 x 52 mm		
Stripping Length	12 mm			14 mm			14 mm		
Insulation Material	Polyamide 6.6			Polyamide 6.6			Polyamide 6.6		
Approvals	  			  			  		
Wire Range	22-10 AWG	0.2-4 sq.mm	22-10 AWG	22-8 AWG	0.2-6 sq.mm	22-8 AWG	20-6 AWG	0.2-10 sq.mm	22-6 AWG
Voltage Rating	1000 V	1000 V	1000 V	1000 V	1000 V	1000 V	1000 V	1000 V	1000 V
Current Rating	35 A	32 A	35 A	50 A	41 A	50 A	65 A	57 A	65 A
Torque	7 lb-in	0.5 Nm	7 lb-in	14 lb-in	0.8 Nm	14 lb-in	14 lb-in	1.2 Nm	14 lb-in
Other Approvals	 			 			 		

		Cat. No.	Std. Pk.	Cat. No.	Std. Pk.	Cat. No.	Std. Pk.
Terminal Block		CHV4U	100	CHV6U	100	CHV10U	100
End Plate 	EPUSC	EPUSC	50	EPUSC	50	EPUSC	50
Separator Plate 	SP2.5/4UN	SP2.5/4UN	50	SP2.5/4UN	50	SP2.5/4UN	50
DIN Rail for ordering information refer to pages 90-91							
End Stop for ordering info. refer to page 92 	CA702 CA802	CA702 CA802	50 50	CA702 CA802	50 50	CA702 CA802	50 50
Internal Jumper 	2 pole 3 pole 4 pole 10 pole	CA623/2 CA623/3 CA623/4 CA623/10	100 100 100 10	CA624/2 CA624/3 CA624/4 CA624/10	100 100 100 10	CA625/2 CA625/3 CA625/4 CA625/10	100 100 100 10
Insulated Internal Jumper 	2 pole 3 pole 4 pole 10 pole	CA643/2 CA643/3 CA643/4 CA643/10	100 100 100 10	CA644/2 CA644/3 CA644/4 CA644/10	100 100 100 10	CA645/2 CA645/3 CA645/4 CA645/10	100 100 100 10
Current Bars 	2 pole 3 pole 4 pole 10 pole	CA703/1 CA704/1 CA705/1 CA732/10	100 100 100 100	CA703/2 CA704/2 CA705/2 CA733/10	100 100 100 100	CA703/3 CA704/3 CA705/3 CA734/10	100 100 100 100
Short Sleeve & Screw 	CA608/S/Q	CA609/S/Q	100	CA610/S/Q	100		
Marking Tags 	MT6	MT8	100	MT10	100		