

LOC	DIST	REVISIONS					
		P	LTR	DESCRIPTION	DATE	DWN	APVD
A1	-		A1	ECR-12-009609	25MAY2012	BM	LB

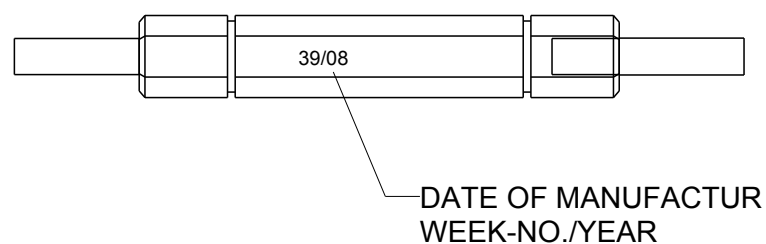
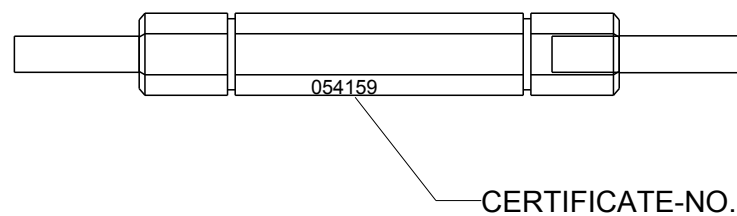

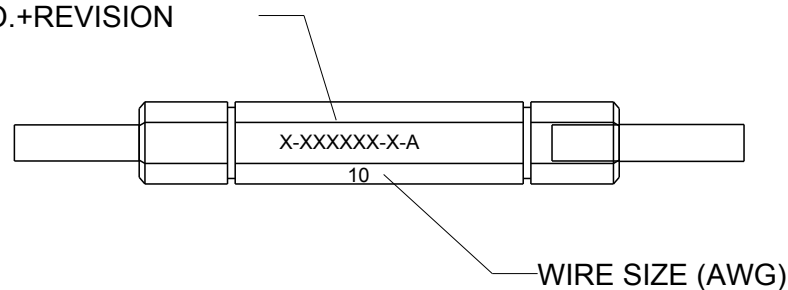
THE GAUGE PACKAGE CONSISTS OF:

ITEM	QTY	DESCRIPTION	PART-NO.
1	1	WIRE/SLIP GAUGE, HANDTOOL	X-XXXXXX-X
2	1	BOX	523225-3
3	1	CERTIFICATE OF CALIBRATION	GAUGE SPECIFIC

LABELING OF THE GAUGE:
THE VALUES ARE FOR EXAMPLE ONLY!

EACH VIEW OF THE GAUGE IS SHOWN AT A ROTATION OF 60 DEGREES

TE-PART-NO.+REVISION



THIS DRAWING IS A CONTROLLED DOCUMENT.		DWN B.MUTH	27SEP2011		TE Connectivity	
DIMENSIONS: INCH		CHK L.BAUER	27SEP2011		NAME GAUGE PACKAGE, OVERVIEW PRUEFLEHRE PACKUNG, UEBERSICHT	
TOLERANCES UNLESS OTHERWISE SPECIFIED:		APVD B.MUTH	27SEP2011	PRODUCT SPEC -		
0 PLC ±-		APPLICATION SPEC -		SIZE A3		
1 PLC ±-		WEIGHT -		CAGE CODE 00779		RESTRICTED TO -
2 PLC ±-		CUSTOMER DRAWING		DRAWING NO 1-523763-0		
3 PLC ±-		SCALE 5:1		SHEET 1 OF 1		REV A1
4 PLC ±-						
ANGLES ±1°						
MATERIAL -						
FINISH -						