

Helping Customers Innovate, Improve & Grow


OX-046

Features

- Ultra Low G-Sensitivity
- Low Phase Noise
- Very High Frequency
- Frequency Range: 50 MHz to 250 MHz
- Standard Frequency: 100 MHz
- Vibration Compensation

Applications

- Military Avionics
- Airborne Radar
- Test Equipment
- Frequency Synthesizers
- Position Location
- Satellite Communications

Performance Specifications

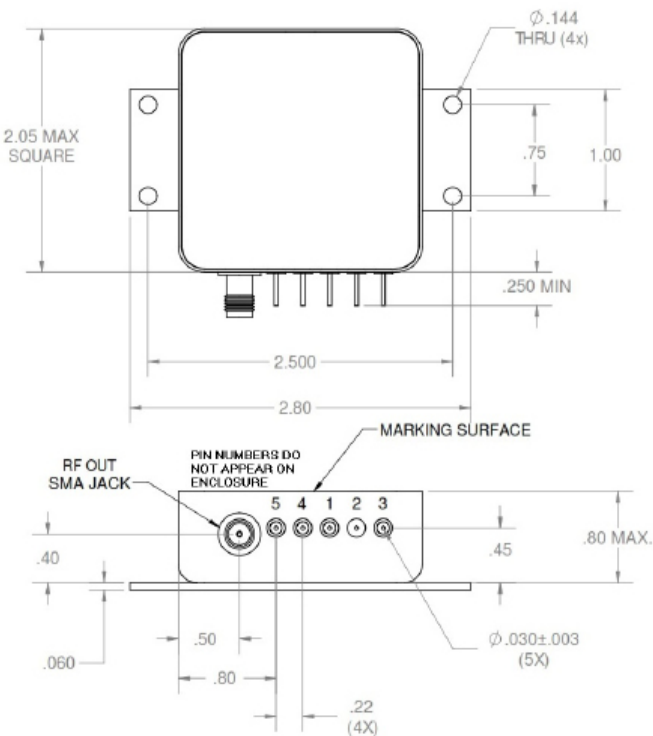
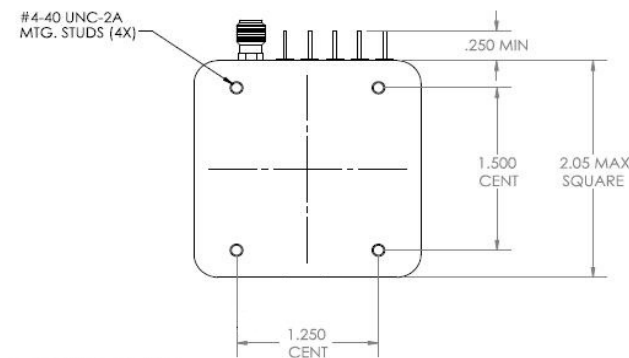
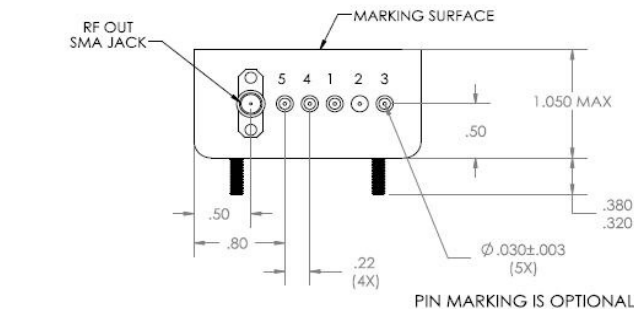
| Parameter | Min | Typ | Max | Units | Condition |
|---|-----------------------------|-----|-----------------------------|--------------------------|--|
| Available Frequencies | | | | | |
| Frequency Range | 50 | | 250 | MHz | |
| G-Sensitivity Performance | | | | | |
| standard crystal | | | 1.5 | ppb/g | |
| g-Sensitivity w\ Low g-Crystal | | | 0.5 | ppb/g | |
| g-Sensitivity w\ Low g-Crystal & Vibration compensation | | | 0.05 | ppb/g | Degrades to 0.5 ppb/g above 250 Hz |
| (No mechanical resonances out to 2KHz) | | | | | G sensitivity specified per axis |
| For oscillators with 0.2 ppb/g out to 2 KHz please contact factory. | | | | | |
| Frequency Stabilities ¹ | | | | | |
| (Stabilities listed for 100 MHz. For Stabilities above 100 MHz values may degrade. Please contact factory.) | | | | | |
| vs. Operating Temperature Range (referenced to +25°C) | -200 -150 -100 -50 | | +200 +150 +100 +50 | ppb ppb ppb ppb | -40... +85°C -40... +70°C -20... +70°C 0... +70°C |
| Initial Tolerance | -500 | | +500 | ppb | at time of shipment, nominal EFC |
| vs. Supply Voltage Change | -10 | | +10 | ppb | Vs ± 5% |
| vs. Load Change | -10 | | +10 | ppb | Load ± 5% |
| vs. Aging / Daily | -5 | | +5 | ppb | after 30 days operation |
| vs. Aging / 1 st Year | -200 | | +200 | ppb | after 30 days operation |
| vs. Aging / 10 Year | -1.5 | | +1.5 | ppm | after 30 days operation |
| Retrace ² | -200 | | +200 | ppb | |
| Warm-up Time | | | 5 | minutes | to ± 100ppb of final frequency (2 hour reading) @ +25°C |

Performance Specifications

| Parameter | Min | Typ | Max | Units | Condition |
|---|----------|------|-------|--------|--|
| Supply Voltage (Vs) | | | | | |
| Supply voltage | 14.25 | 15.0 | 15.75 | VDC | ordering code A |
| | 11.4 | 12.0 | 12.6 | VDC | ordering code B |
| Oven Power Consumption | | | 10.0 | Watts | during warm-up all temperatures |
| | | | 3.8 | Watts | steady state @ +25°C |
| | | | 7.0 | Watts | steady state @ -40°C |
| | | | 1.0 | Watts | steady state @ +85°C |
| RF Output | | | | | |
| Start Time | | 1 | 2 | s | time required to achieve 90% of amplitude |
| Signal | Sinewave | | | | |
| Load | | 50 | | Ohm | |
| Output Power | +7.0 | +10 | +13 | dBm | |
| Harmonics | | | -30 | dBc | |
| Subharmonics | | | -30 | dBc | for oscillator with output frequency > 120 MHz |
| Frequency Tuning (EFC) | | | | | |
| Tuning Range | ±2.0 | | ±3.0 | ppm | Electronic frequency control |
| Linearity | | | 20 | % | |
| Tuning Slope | Positive | | | | |
| Control Voltage Range | 0.0 | +5.0 | +10.0 | VDC | |
| Input Resistance | 15 | | | kOhm | |
| Modulation Bandwidth | 150 | | | Hz | |
| Phase Noise | | | | | |
| Phase Noise ³ (@ 100 MHZ) (under static conditions - no vibration) | | | -100 | dBc/Hz | 10 Hz |
| | | | -130 | dBc/Hz | 100 Hz |
| | | | -150 | dBc/Hz | 1 KHz |
| | | | -165 | dBc/Hz | 10 KHz |
| | | | -175 | dBc/Hz | 100 KHz |
| Phase Noise ³ (@ 200 MHZ) (under static conditions - no vibration) | | | -90 | dBc/Hz | 10 Hz |
| | | | -120 | dBc/Hz | 100 Hz |
| | | | -140 | dBc/Hz | 1 KHz |
| | | | -155 | dBc/Hz | 10 KHz |
| | | | -165 | dBc/Hz | 100 KHz |

| Parameter | Min | Typ | Max | Units | Condition |
|--|---|-----|------|-------|-----------|
| Additional Parameters¹ | | | | | |
| Weight | | | 150 | g | |
| Absolute Maximum Ratings | | | | | |
| Supply voltage (Vs) | | | 28 | V | |
| Output Load | 25 | | open | ohm | |
| Operable Temperature Range | -55 | | +85 | °C | |
| Environmental Specifications | | | | | |
| Shock (Operating) | MIL-STD-202, Method 213, Condition J, 30G, 11ms, half sine | | | | |
| Shock (Endurance) | Mil-STD-202, Method 213, Condition C, 100G, 6ms, half sine | | | | |
| Sine Vibration (Operating) | Mil-STD-202, Method 204, Condition C, 10 G | | | | |
| Sine Vibration (Endurance) | Mil-STD-202, Method 204, Condition D, 20 G | | | | |
| Random Vibration (Operating) | Mil-STD-202, Method 214, Condition I-C, 9.26 Grms, 3-5min/axis (without vibe comp) Mil-STD-202, Method 214, Condition I-A, 5.35 Grms, 3-5min/axis (with vibe comp) | | | | |
| Random Vibration (Endurance) | Mil-STD-202, Method 214, Condition I-D, 11.95 Grms, 3hrs/axis | | | | |
| Seal | Nonhermetic - Mil-STD-202, Method 112, Condition D available only as custom part number - please contact factory | | | | |
| Humidity | MIL-STD-202, Method 103, Condition B, 90% rh | | | | |
| Altitude | MIL-STD-202, Method 105, sea level to 30,000 ft | | | | |
| Resistance to Soldering Heat | MIL-STD-202, Method 210, Condition A,B,C | | | | |
| RoHS | not RoHS compliant | | | | |
| Terminal Strength | MIL-STD-202, Method 211, Condition C (5 bends at 45°, 2 lbs) | | | | |
| Moisture Sensitivity Level | 1 | | | | |
| Storage Temperature Range | -55 | | +125 | °C | |

Outline Drawing / Enclosure



Dimensions in inches

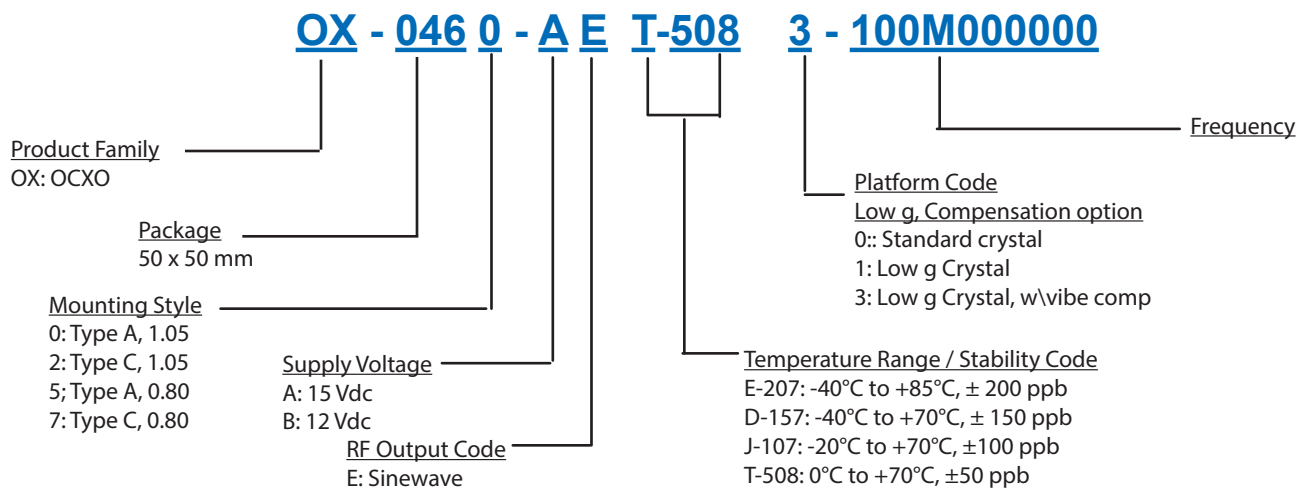
| Package configuration A | | |
|-------------------------|------------|--|
| ordering code | Height "H" | |
| 5 | 0.80 | |
| 0 | 1.05 | |

| Pin Connections | |
|-----------------|------------------------------------|
| 1 | Electronic Frequency Control (EFC) |
| 2 | Ground (Case) |
| 3 | Supply Voltage |
| 4 | Microsemi Internal Use Only / NC |
| 5 | Microsemi Internal Use Only / NC |
| | |
| | |

| Package configuration C | | |
|-------------------------|------------|--|
| ordering code | Height "H" | |
| 7 | 0.80 | |
| 2 | 1.05 | |

| Pin Connections | |
|-----------------|------------------------------------|
| 1 | Electronic Frequency Control (EFC) |
| 2 | Ground (Case) |
| 3 | Supply Voltage |
| 4 | Microsemi Internal Use Only / NC |
| 5 | Microsemi Internal Use Only / NC |
| | |
| | |

Ordering Information⁴



Additional Ordering Options

Additional ordering options available include custom temperature ranges, custom temperature stabilities, custom phase noise requirements, low profile, custom supply voltage, hermetic option and improved g-sensitivity. These modifications require a custom dash number - please contact the factory for additional information.

Notes:

1. Unless otherwise stated, all values are valid after warm-up time and refer to typical conditions for supply voltage, frequency control voltage, load, and temperature (25°C).
2. Retrace is defined as the frequency difference between the end of two 24 hour on power periods with a 24 hour off period in between while at a constant temperature.
3. Phase noise degrades with increasing output frequency.
4. Not all options and codes available at all frequencies.

Contact Information

USA:

100 Watts Street
Mt Holly Springs, PA 17065
Tel: 1.717.486.3411
Fax: 1.717.486.5920

Europe:

Landstrasse
74924 Neckarbischofsheim
Germany
Tel: +49 (0) 7268.801.0
Fax: +49 (0) 7268.801.281



Information contained in this publication regarding device applications and the like is provided only for your convenience and may be superseded by updates. It is your responsibility to ensure that your application meets with your specifications. MICROCHIP MAKES NO REPRESENTATION OR WARRANTIES OF ANY KIND WHETHER EXPRESS OR IMPLIED, WRITTEN OR ORAL, STATUTORY OR OTHERWISE, RELATED TO THE INFORMATION INCLUDING, BUT NOT LIMITED TO ITS CONDITION, QUALITY, PERFORMANCE, MERCHANTABILITY OR FITNESS FOR PURPOSE. Microchip disclaims all liability arising from this information and its use. Use of Microchip devices in life support and/or safety applications is entirely at the buyer's risk, and the buyer agrees to defend, indemnify and hold harmless Microchip from any and all damages, claims, suits, or expenses resulting from such use. No licenses are conveyed, implicitly, or otherwise, under any Microchip intellectual property rights unless otherwise stated.

Trademarks

The Microchip and Vectron names and logos are registered trademarks of Microchip Technology Incorporated in the U.S.A. and other countries.