

RP225 Series

High Performance Dual Stage Power Line Filters



3 A to 20 A Chassis Mount Filter

Specifications

Operating Frequency	50/60 Hz
Usable Frequency	DC - 400 Hz
Max. Operating Voltage*	250 V +10%
Ambient Temperature	-25 to 40°C
Climatic Category	25/100/21
Hipot Rating (L-G)	2700 VDC
Terminals (-T)	QD: 0.25 Tabs
Safety Approvals	CSA, UR, EN60939

*Available up to 300 VAC. Please contact us to verify specifications.



Electrical Schematic



Part Number/Ordering

RP225	-X (Amps)	-Y (Ycap, nF)	-T	Typ. Weight, lbs (kg)
	3	0	QD	0.8 (0.4)
	4	0.47		0.8 (0.4)
	6	1		0.8 (0.4)
	10	2.2		0.8 (0.4)
	12	4.7		0.8 (0.4)
	20	10		1.4 (0.6)

Note: Use any combination of -Y with any -X (Amps) rating
e.g. RP225-20-10-QD (20 Amps with 10 nF Ycap)

Specifications are subject to change. Consult factory to verify specifications.

For more information on our filter products call us at: (800) 527-4362 or (714) 289-0055
LCR, Radius Power, and Filter Concepts are now part of Astrodyne TDI

RP225 Series

High Performance Dual Stage Power Line Filters



3 A to 20 A Chassis Mount Filter

Typical Insertion Loss, dB (50/50 Ohm)

Freq (MHz)	0.15	0.5	1.0	10	30
3 Amp					
CM(dB)	14	28	30	65	65
DM(dB)	26	65	65	55	36
4 Amp					
CM(dB)	48	50	50	45	45
DM(dB)	65	75	75	65	60
6 Amp					
CM(dB)	19	32	36	65	50
DM(dB)	30	65	65	55	40
10 Amp					
CM(dB)	20	30	34	65	50
DM(dB)	26	65	65	52	45
12 Amp					
CM(dB)	22	35	40	65	50
DM(dB)	33	65	65	55	40
20 Amp					
CM(dB)	20	32	65	65	50
DM(dB)	26	65	65	50	45

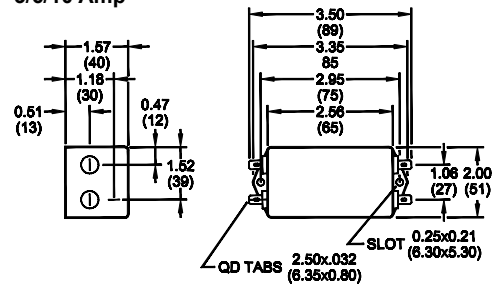
Leakage Current

Y-cap, nF	mA, 120 V/60 Hz	mA, 250 V/60 Hz
0	0.0	0.0
0.47	0.04	0.08
1	0.09	0.18
2.2	0.2	0.4
4.7	0.4	0.8
10	0.9	1.8

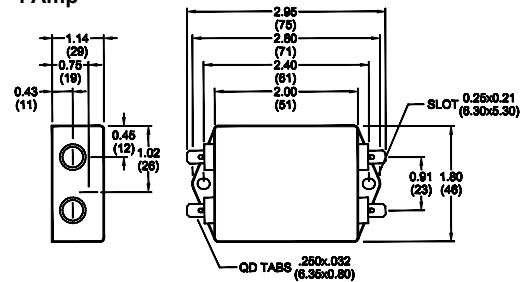
Mechanical Dimensions

TYPICAL TOLERANCE: +/-0.02" (0.50 mm)

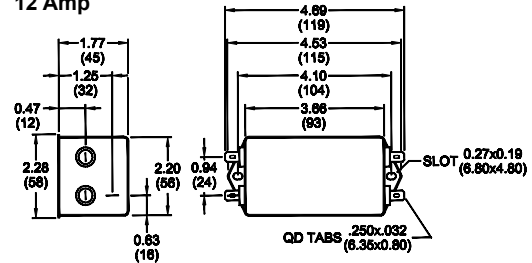
3/6/10 Amp



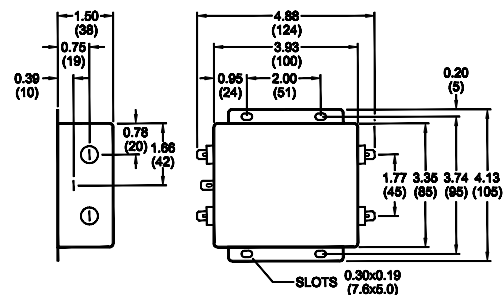
4 Amp



12 Amp



20 Amp



Specifications are subject to change. Consult factory to verify specifications.

For more information on our filter products call us at: (800) 527-4362 or (714) 289-0055
 LCR, Radius Power, and Filter Concepts are now part of Astrodyne TDI