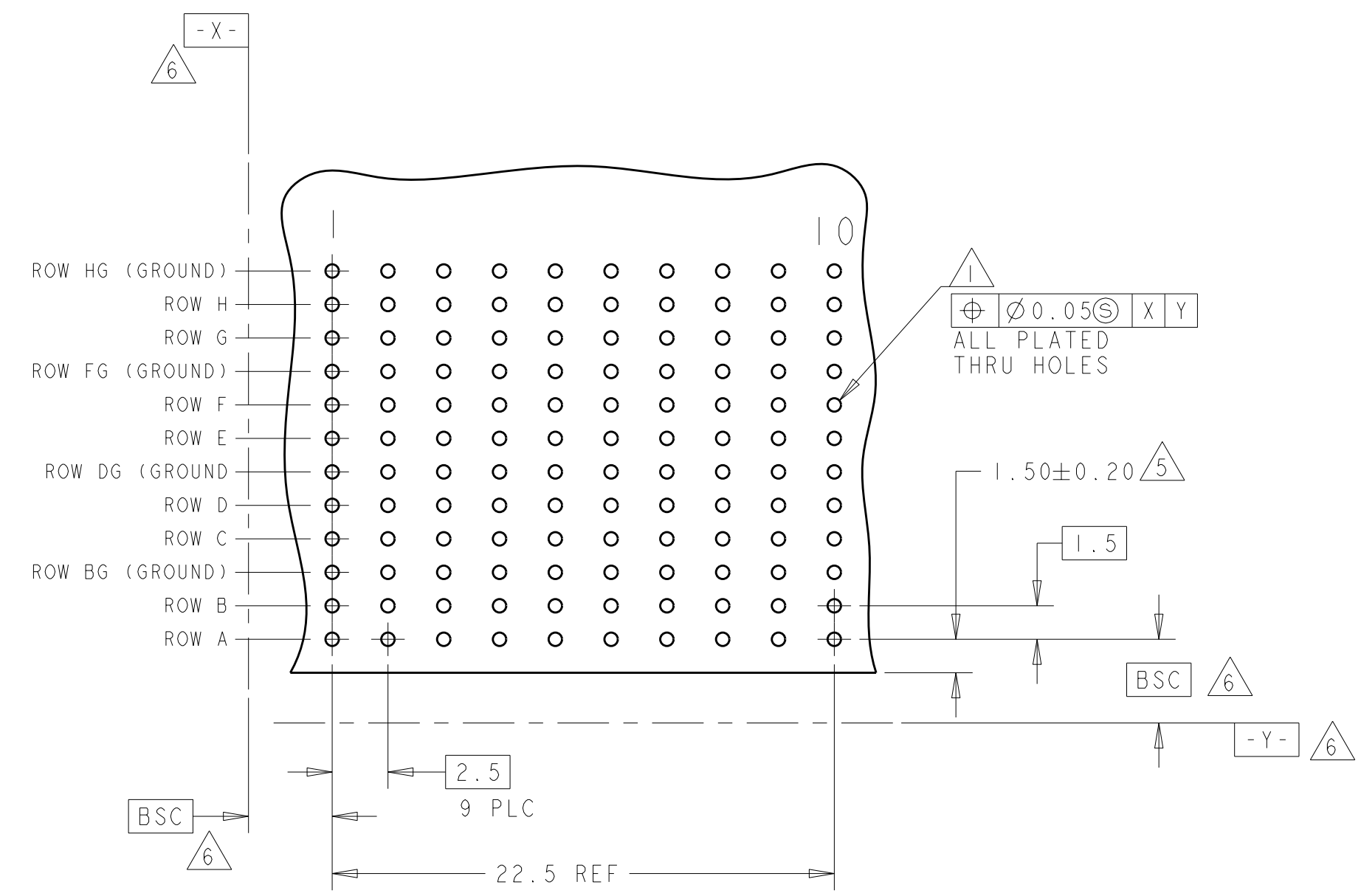

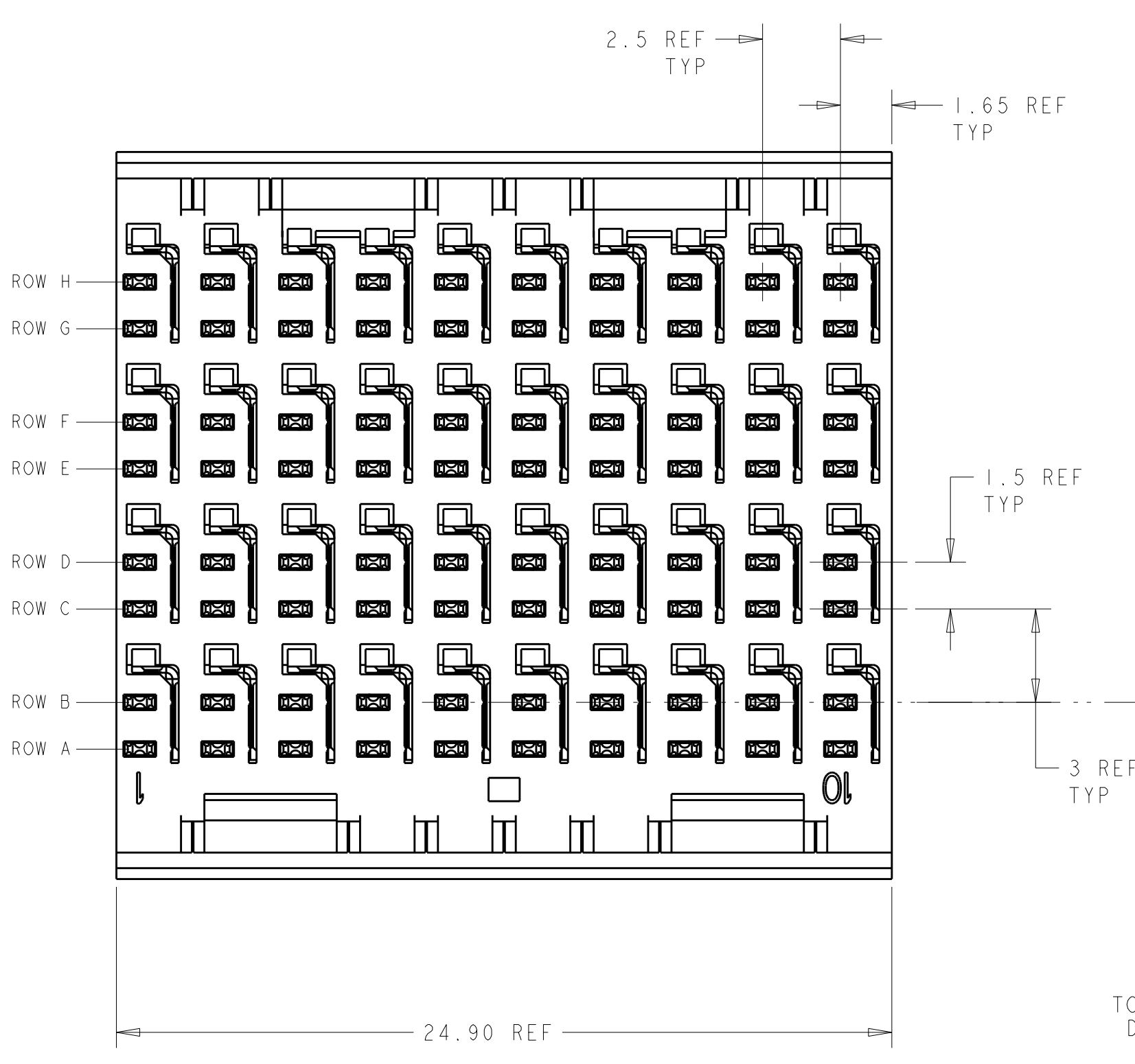


LOC		DIST		REVISIONS			
AD	00	P	LTR	DESCRIPTION	DATE	DWN	APVD
		A		DRAWN	11APR2011	RKC	JE



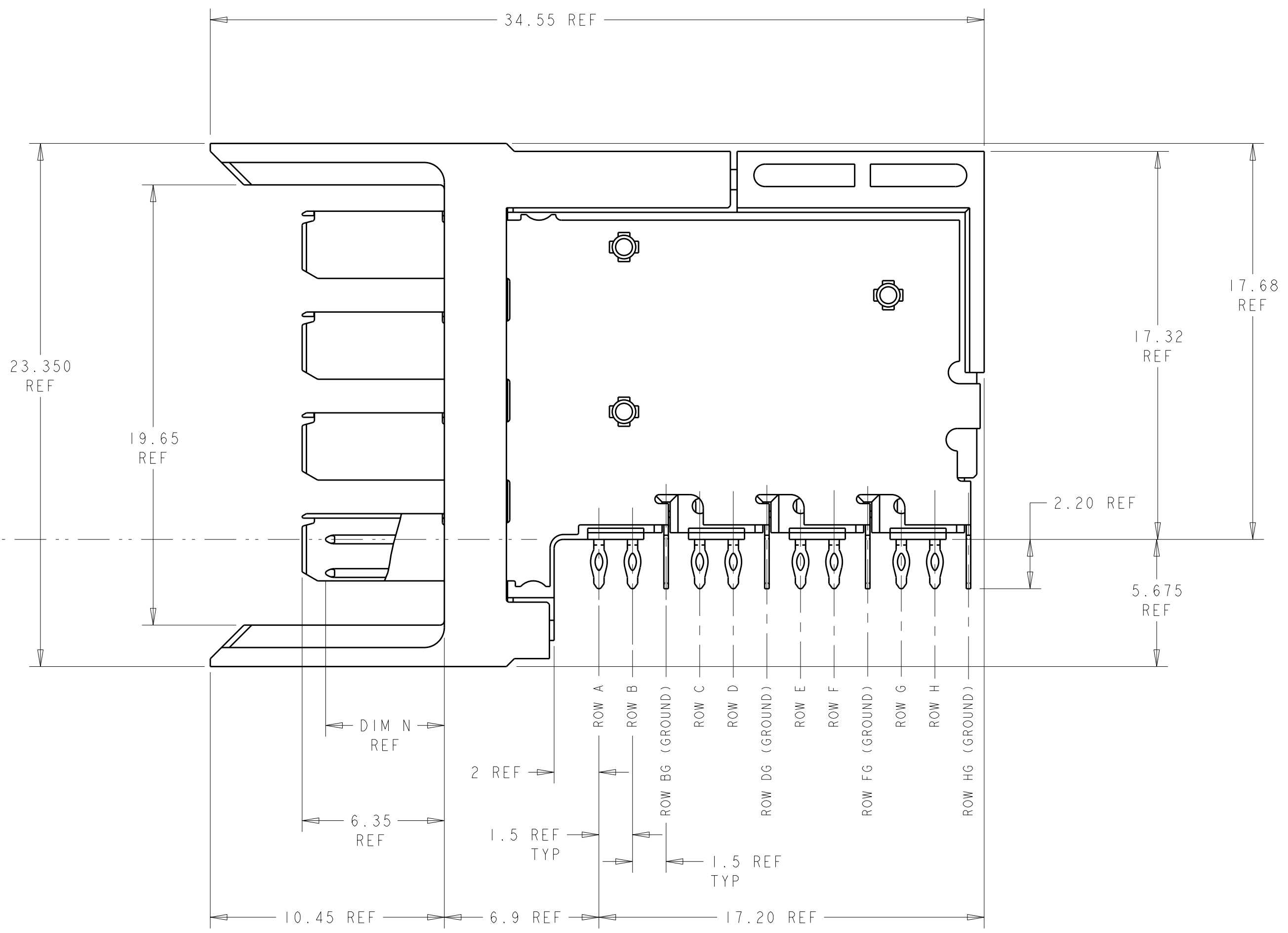
- 1. REFERENCE APPLICATION SPEC 114-13059 FOR RECOMMENDED PLATED THRU HOLE DIAMETER AND PLATING THICKNESSES.
- 2. MATERIAL:  
CONTACT & SHIELD - PHOSPHOR BRONZE  
HOUSING & CHICKLET - GLASS FILLED POLYESTER
- 3. FINISH:  
CONTACT & SHIELD - 0.76µm MIN GOLD OVER 1.27µm MIN NICKEL IN MATING AREA, 0.5µm MIN TIN OVER 1.27µm MIN NICKEL IN COMPLIANT PIN AREA.
- 4. CONNECTOR MARKED WITH PART NUMBER AND DATE CODE IN APPROXIMATE AREA SHOWN
- 5. DIMENSION APPLIES TO CENTERLINE OF THRU HOLE
- 6. DATUMS AND BASIC DIMENSIONS ESTABLISHED BY CUSTOMER
- 7. CONTACT AREA LUBRICATED WITH BELLCORE APPROVED LUBRICANT. TECHNICAL REFERENCE: GR-1217-CORE, ISSUE 1, NOVEMBER 1995

RECOMMENDED PC BOARD LAYOUT  
 COMPONENT SIDE SHOWN  
 SCALE 4:1



TOP SURFACE OF DAUGHTER CARD

CONTACT LAYOUT	
A	= 3.80mm (DIM N)
B	= 5.30mm (DIM N)
G	= GROUND
ROWS	COLUMNS
	I 2 3 4 5 6 7 8 9 10
	HF G G G G G G G G G
	H B B B B B B B B B
	G B B B B B B B B B
	FG G G G G G G G G G
	F B B B B B B B B B
	E B B B B B B B B B
	DG G G G G G G G G G
	D B B B B B B B B B
C A B B B B B B B B	
BG G G G G G G G G G	
B B B B B B B B B B	
A B B B B B B B B B	



1645601-1  
 PART NUMBER

DIMENSIONS: mm 		TOLERANCES UNLESS OTHERWISE SPECIFIED: 9 PLC ± 1 PLC ± 5 PLC ± 4 PLC ± ANGLES ±		DWN R. K. COELLO 25JUN2004 CHK J. EARY 25JUN2004 APVD -		Tyco Electronics Harrisburg, PA 17105-3608	
MATERIAL 		FINISH 		PRODUCT SPEC APPLICATION SPEC WEIGHT CUSTOMER DRAWING		NAME HEATER ASSEMBLY, RIGHT ANGLE, 4 PAIR, HMZd	
SIZE CAGE CODE DRAWING NO A1 00779 C-1645601		RESTRICTED TO SCALE 6:1 SHEET 1 OF 1 REV A		Tyco Electronics Corporation Harrisburg, PA 17105-3608		1645601-1 PART NUMBER	