THIS DRAWING IS UNPUBLISHED. RELEASED FOR PUBLICATION - , - .
© COPYRIGHT - BY TYCO ELECTRONICS CORPORATION. ALL RIGHTS RESERVED.

LOC	DIST
GP	00

REVISIONS

P	LTR	DESCRIPTION	DATE	DWN	APVD
	C	ECR-08-029107	17NOV2008	KP	WP

(03C)

1. MATERIALS:
   - -CONTACT MATERIAL: COPPER ALLOY
   - -PLATING: TIN PLATED COPPER.
   - -INSULATION - NOMEX
2. PERFORMANCE:
   - -CURRENT RATING - 3.0A
   - -VOLTAGE RATING - 300 VAC
   - -OPERATING TEMPERATURE (C°) -40 TO 125.
   - -APPLICATION TEMP RANGE (C°) (FOR SOLDERING) 250 / 4 SEC.
3. WIRE GAUGE - COMPARABLE TO 24 AWG.
4. REF TYCO PART 1832088-1 DESCRIPTION AFSN-22.8BB-9.

DWG STATUS					ZONE	REVISION HISTORY	AUTH	DR	APVD 1	APVD 2
DATE	STG	REV	N/P	CHG						
03AU05		03		A	--	REDRAWN NO CHANGE				
				B	--	KPC BLOCK REPLACED WITH QCI BLOCK				
				C	H6	"PART" NOTE REMOVED				
				D	--	ENGRG RELEASE	050714	SK	JK	



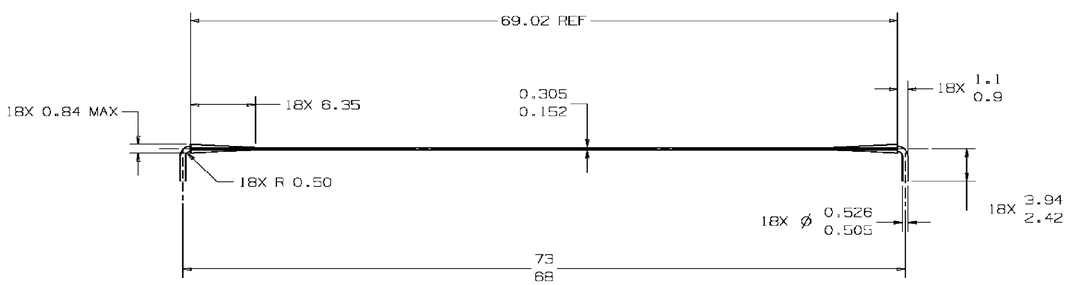

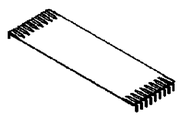

ACTUAL SIZE

APPROXIMATED VOLUME (REF)
0.46 cm³

SPECIAL CHARACTERISTICS							
O		LAST NO. USED					
O	O	TOTAL ON DRAWING					
KPC NO.	QCI NO.	TYPE	CHARACTERISTIC	RATIONALE	ZONE	SH	PTS

	KPC	QCI
F/F	◇	◁
S/C	▽	◀

DIMENSIONS MARKED "REF" OR ENCLOSED IN () ARE FOR INFORMATION PURPOSES ONLY AND DO NOT CONTROL MANUFACTURING OR INSPECTION OPERATIONS

UNLESS OTHERWISE SPECIFIED:
- -DIAS SHOWN ON COMMON CENTERS ⌭ 0.5
- -COUNTERSINK ALL TAPPED HOLES APPROX 90° INCLUDED ANGLE TO A DIA 0.3 TO 1.0 GREATER THAN MAJOR DIA OF THREAD

UNLESS OTHERWISE SPECIFIED

THIS DOCUMENT IS IN ACCORDANCE WITH ASME Y14.5M-1994 AS AMENDED BY THE GM GLOBAL DIMENSIONING AND TOLERANCING ADDENDUM 1997. ALL GEOMETRIC TOLERANCES AND RELATED DATUMS APPLY REG. RULE #1 (PERFECT FORM AT MMC) DOES NOT APPLY WHEN RELATIONSHIP BETWEEN FEATURES IS ESTABLISHED BY ORIENTATION OR LOCATION TOLERANCES. SEPARATE POSITION CALLOUTS MAY BE GAGED SEPARATELY REGARDLESS OF DATUM REFERENCES.

ALL DIMENSIONS ARE IN MILLIMETERS

ZERO PLACE DECIMALS ± 1
ONE PLACE DECIMALS ± 0.5
TWO PLACE DECIMALS ± 0.25

ANGLES ±0.5 DEGREE

REFERENCE
SX094820

THIRD ANGLE PROJECTION

DO NOT SCALE
USE MATH DATA

UGRAPHICS

DELPHI

DELPHI SAGINAW STEERING SYSTEMS
3900 HOLLAND RD, SAGINAW, MI 48601-9494 USA

THIS DRAWING IS THE PROPERTY OF DELPHI CORPORATION. NO RIGHTS ARE GRANTED TO USE THIS DRAWING FOR ANY PURPOSE OTHER THAN THE TRANSFERING OF SERVICES AND SUPPLIES TO DELPHI CORPORATION.

		DATE
DR	S. KINDLER	01JN05
APVD1	J. KRAGENBRINK	
APVD2	K. ROSS	
APVD3	--- K.R.	
APVD4	J. BREAULT	
APVD5		

SUBSTANCES OF CONCERN AND RECYCLED CONTENT PER DELPHI 1024900

MATERIAL
SEE GENERAL NOTES

DRAWING NAME:
RIBBON CABLE, MOTOR SENSOR

DRAWING NUMBER
26127106

SIZE	SCALE	FRAME NO	SHEET NO	STG	REV	N/P
A1	4 TIMES	1 OF 1	1 OF 1		03	

DELPHI-SAGINAW P/N	TE P/N
26127106	1832088-1

THIS DRAWING IS A CONTROLLED DOCUMENT.

DIMENSIONS: INCHES

TOLERANCES UNLESS OTHERWISE SPECIFIED:
0 PLC ± –
1 PLC ± –
2 PLC ± –
3 PLC ± –
4 PLC ± –
ANGLES ± –

MATERIAL –
FINISH –

DWN	K.PETERSON	24MAY2005
CHK	D.KIRSTEN	–
APVD	D.KIRSTEN	–
PRODUCT SPEC	–	
APPLICATION SPEC	–	
WEIGHT	–	

Tyco Electronics
Tyco Electronics Corporation
Harrisburg, Pa 17105-3608

NAME
FLEXSTRIP, SPECIAL
AFSN-22.8B-9
–

SIZE	CAGE CODE	DRAWING NO	RESTRICTED TO
A1	00779	C-1832088	–

CUSTOMER DRAWING

SCALE	SHEET	OF	REV
NTS	1	1	C