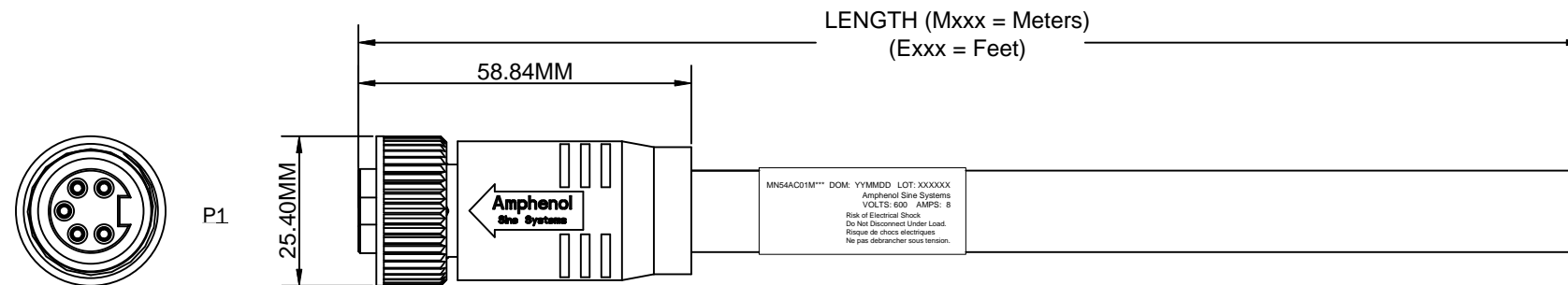
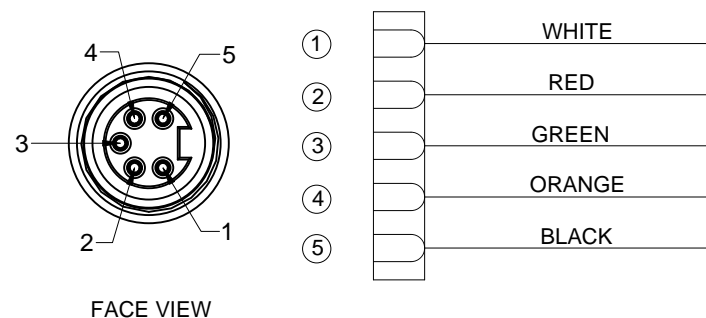


REVISIONS							
REV	ZONE	ECO	DESCRIPTION	DATE	BY	CHK	APPR
A1	-	-	TECHNICAL DATA SHEET RELEASE	30SEP15	LFA	-	-



**P1 WIRING DIAGRAM**



**TECHNICAL DATA:**

**1) MATERIALS:**

COUPLING NUT: MACHINED ALUMINUM, ANODIZED  
 INSULATION INSERT: THERMOPLASTIC, UL 94/V-0  
 CONTACT: GOLD FLASH PLATING OVER COPPER ALLOY  
 OVERMOLD MATERIAL: THERMOPLASTIC COLOR: YELLOW  
 CABLE RATING: UL LISTED TYPE STOOW, CSA CERTIFIED TYPE ST, FT2 FLAME RATING, 600V, 105°C  
 CABLE JACKET MATERIAL: PVC COLOR: YELLOW  
 CONDUCTOR INSULATION: PVC  
 NUMBER OF CONDUCTORS: (5) 16AWG

**2) ELECTRICAL DATA:**

CURRENT (MAX): 8A  
 VOLTAGE (MAX): 600V AC/DC  
 INSULATION RESISTANCE (MIN): 5000M

**OHMS**

DIELECTRIC TEST VOLTAGE: 2200V

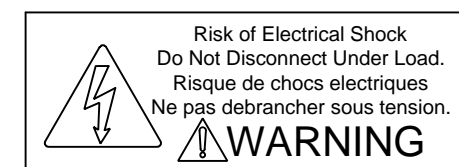
**3) MECHANICAL DATA:**

TEMPERATURE RANGE: -20°C TO +105°C  
 PROTECTION: IP67 (MATED CONDITION)  
 MATING CYCLES: >500  
 VIBRATION RESISTANCE PER MIL-STD-202 METHOD 204  
 THERMAL SHOCK PER MIL-STD-202 METHOD 207  
 48 HOUR SALT SPRAY PER MIL-STD-202 METHOD 101

**4) RoHS COMPLIANT**

**5) UL 2238 LISTED ASSEMBLY**  
 UL FILE NUMBERS: E224856

TOLERANCE	
0-2.99 M = +100.0/-25.0mm	0-9.99 FT = +4" / -1"
3-8.99 M = +150.0/-25.0mm	10.00-29.99 FT = +6" / -1"
9-14.99 M = +300.0/-25.0mm	30.00-49.99 FT = +12" / -1"
15-OVER M = +450.0/-25.0mm	50 FT-OVER = +18" / -1"



QUANTITY	PART NUMBER	DESCRIPTION	ITEM
<b>MATERIALS LIST</b>			
<p>UNLESS OTHERWISE SPECIFIED:            1) All dimensions are in metric (mm).            2) Tolerances are as follows:            1 PL DEC ±0.30 Fractions ±1/64            2 PL DEC ±0.15 Angles ±1°            3 PL DEC ±0.08</p>			
SIGNATURES		DATE	
DRAWN: KMM		12-MAY-14	
CHECKED: MRF		12-MAY-14	
ENGINEER: KMM			
APPROVAL: RFC		12-MAY-14	
MATERIAL SPECIFICATIONS:		CUSTOMER:	
PROCESS SPECIFICATIONS:		THIS DRAWING IS SUPPLIED FOR INFORMATION ONLY. DESIGN FEATURES, SPECIFICATIONS AND PERFORMANCE DATA SHOWN HEREON ARE THE PROPERTY OF THE AMPHENOL CORPORATION. NO RIGHTS OF REPRODUCTION ARE IMPLIED. ALL DIMENSIONS ARE SUBJECT TO NORMAL MANUFACTURING VARIATIONS.	
NEXT ASSY:		SCALE: HALF	
		<p style="text-align: center;"><b>Amphenol</b></p> <p style="text-align: center;">Sine Systems - www.sineco.com            44724 Morley Drive            Clinton Township, MI 48036</p>	
		<p style="text-align: center;"><b>MINIBOSS M22 (7/8"), 5 PIN, Female, Straight, 16 AWG, STOOW, PVC Jacket</b></p>	
		SIZE: C-	DWG NO: MN54AC01
		REVISION: A1	
		SHEET 1	OF 1