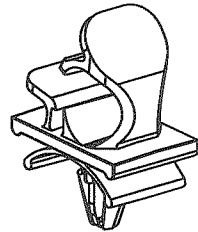
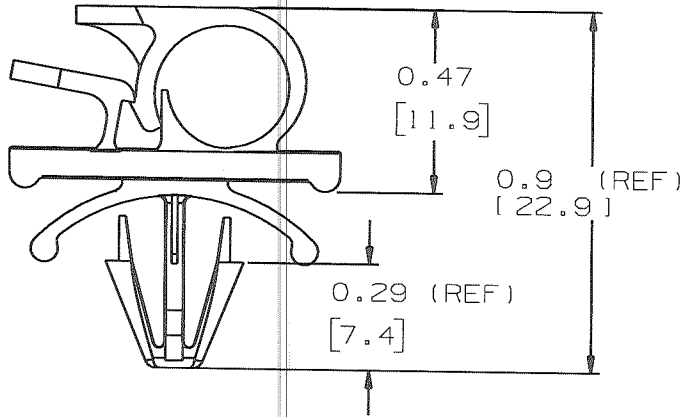
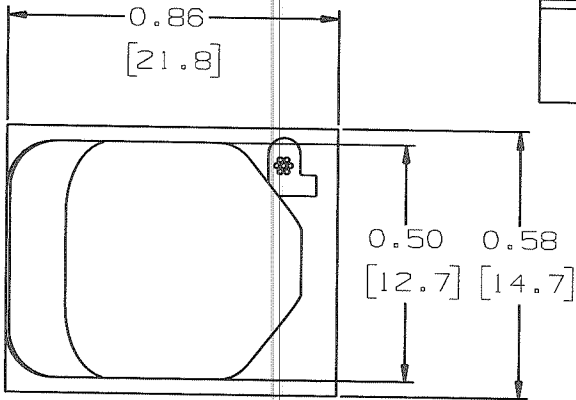


THIS COPY IS PROVIDED ON A RESTRICTED BASIS AND IS NOT TO BE USED IN ANY WAY DETRIMENTAL TO THE INTERESTS OF PANDUIT CORP.

PANDUIT PART NUMBER*	MAXIMUM CABLE DIA. in. (mm)	WEIGHT lbs. (g)/100pcs	HOLE SIZE DIA. RANGE	PANEL THK. RANGE
LWC25H25	0.25 [6.4]	0.41 [186]	3/16"-1/4" [5-6]	0.025-0.105 [0.6-2.7]



SCALE: FULL

NOTES:
* 1) SEE CURRENT PRICE SHEET FOR PART NUMBER SUFFIX DESIGNATION, FOR PACKAGE SIZE.

DIMENSIONS IN BRACKETS ARE METRIC [mm]

CAD FILENAME/LAYERS G03597GK_DC_GB0165BA/00B

PANDUIT CORP. TINLEY PARK, ILLINOIS

LWC25H25, LATCHING WIRE CLIP

UNLESS OTHERWISE SPECIFIED,
DIMENSIONAL TOLERANCES ARE:
[.X] ±0.05 [1.3] [.XXX] ±0.010 [0.25]
[.XX] ±0.02 [0.5] ANGLES ± 5°

UNLESS OTHERWISE SPECIFIED,
ALL DIMENSIONS ARE GIVEN
IN INCHES, THIRD ANGLE PROJECTION.

DRAWN BY KLN

MAT'L:

SCALE 2X

DATE 7/26/93

NYLON 6/6

DRAWING NO.

GB0165BA

CHK'D KLN

DWG
SIZE
A

REV	DATE	BY	CHK	DESCRIPTION	ECN	R	CUST	SUP
00B	04-13-09	GDH	<i>DK</i>	UPDATED PANEL THICKNESS RANGE CONVERSION	GB0165BA	00B	<i>KLN</i>	
3	2-4-99	CGSM		ADDED REF DIMENSIONS. UPDATED FILE NAME.	GB0165BA	3		
2	10/20/95	CBJ		REVISED HOLE SIZE & PANEL THICKNESS RANGE	GB0165BA	2		
1	2/21/95	KLN		CORRECTED WEIGHT, WAS 1.88g NOW 186g	GB0165BA	1		
R	7/26/93	KLN		INITIAL RELEASE	GB0165BA	R		