



FEATURES

Small size - High voltage – High Capacitance

APPLICATIONS

UPS – DC link – AC/DC motor controls – Power inverters

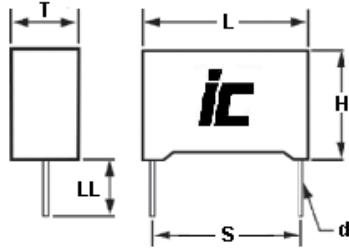
| | | | | | | | | | |
|---|--|---|--------------------------|---------------------------|--|---------------------------|--------------------|-------------|-------------|
| Operating Temperature Range | | -40°C to +100°C Above +85°C applied voltage must be de-rated by 1.5%/°C | | | | | | | |
| Capacitance Tolerance | | ±10% at 1 kHz, 25°C ±5% optional | | | | | | | |
| Surge Voltage | VDC | Code | A35 | A40 | A45 | A50 | A55 | A60 | A70 |
| | | 85°C | 575 | 700 | 800 | 900 | 1000 | 1100 | 1275 |
| | Repetitive SVDC | 70°C | 630 | 770 | 880 | 1000 | 1100 | 1200 | 1400 |
| | | 85°C | 660 | 805 | 920 | 1035 | 1150 | 1265 | 1465 |
| | | 70°C | 720 | 885 | 1010 | 1150 | 1265 | 1380 | 1610 |
| | | 85°C | 750 | 910 | 1040 | 1170 | 1300 | 1430 | 1655 |
| Non-repetitive SVDC | 70°C | 815 | 1000 | 1140 | 1300 | 1430 | 1560 | 1820 | |
| | Repetitive SVDC: Maximum repetitive voltage for 1 hour Max/Day | | | | | | | | |
| AC Voltage | Code | | A35 | A40 | A45 | A50 | A55 | A60 | A70 |
| | VDC | | 575 | 700 | 800 | 900 | 1000 | 1100 | 1275 |
| | VAC | 85°C | 240 | 285 | 315 | 350 | 400 | 420 | 440 |
| | | 70°C | 250 | 300 | 330 | 370 | 420 | 440 | 460 |
| Dissipation Factor (MAX) Tan δ (%) at 1 kHz and 25°C | | C ≤ 4μF | 4μF < C ≤ 12μF | 12μF < C ≤ 20μF | 20μF < C ≤ 40μF | 40μF < C ≤ 75μF | C > 75μF | | |
| | | .06 | .08 | .11 | .14 | .17 | .2 | | |
| ESR (mΩ) | Lead spacing (mm) | | Frequency range | | | ESR Value | | | |
| | 27.5 | | 10kHz - 60kHz | | | See standard part listing | | | |
| | 37.5 | | 10kHz - 45 kHz | | | See standard part listing | | | |
| | 52.5 | | 10kHz - 30 kHz | | | See standard part listing | | | |
| RMS Current | | No RMS current is to be applied at temperatures > +95°C | | | | | | | |
| Ripple Current | | See standard part listing, No ripple current is to be applied when the ambient temperature is ≥ +95°C | | | | | | | |
| Insulation Resistance | | 3000 MΩxμF (10000 MΩxμF typical) "Not to exceed 3GΩ" After 1 minute of 100VDC applied between the terminals at 25°C | | | | | | | |
| Self Inductance | | <1 nano-Henry per mm of lead spacing and lead length | | | | | | | |
| Long Term Stability | | Capacitance variation <1% MAX after 2 years | | | | | | | |
| Dielectric Strength | Terminal to Terminal | | | | Terminal to case | | | | |
| | 150% of VDC or 150% of VAC applied for 10 Seconds and 25°C | | | | 3KVAC at 50/60 Hz applied between the terminals and case for 60 Seconds and 25°C | | | | |



| | | | |
|--|--|--|---|
| Life Expectancy | ≥ 60000 with VAC, ≥ 200000 With WVDC applied at $+70^{\circ}\text{C}$ ≥ 30000 with VAC, ≥ 100000 With WVDC applied at $+85^{\circ}\text{C}$ ≥ 10000 with $0.8 \times \text{VAC}$, ≥ 30000 With $0.8 \times \text{WVDC}$ applied at $+100^{\circ}\text{C}$ | | |
| Failure Quota | 300/billion component hours | | |
| Damp Heat Test | Test Condition | Performance requirements | |
| | Temperature= $+40^{\circ}\text{C} \pm 2^{\circ}\text{C}$ | Max Capacitance change | $\leq \pm 3\%$ of initially measured valued |
| | Relative Humidity= $93 \pm 2\%$ | DF Change | $\leq 200\%$ of initially specified valued |
| | Test length= 56 days | Insulation resistance | $\geq 50\%$ of minimum specified value |
| Resistance to soldering Heat Solder bath temperature: $+260^{\circ}\text{C} \pm 5^{\circ}\text{C}$ Exposure time: 10 seconds ± 1 second | Max Capacitance change | $\leq 1\%$ of initially measured value | |
| | DF Change | $\leq .1\%$ at 1kHz | |
| | Insulation resistance | $\geq 50\%$ of minimum specified value | |
| Construction | Metallized Polypropylene film | | |
| Electrodes | Vacuum deposited Metal layers | | |
| Coating | Flame retardant Solvent resistant plastic case with epoxy end fill | | |
| Lead Terminations | Lead free tinned copper leads | | |

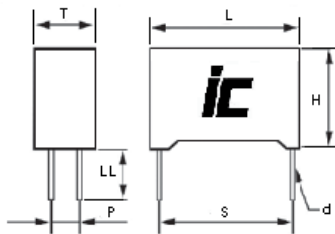


Lead styles



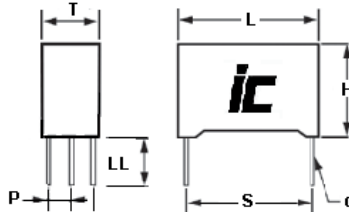
2 leads

| | | | | |
|------------------|-------------|------|------|------|
| Length (L) | 32 | 41.5 | 42.5 | 57.5 |
| Lead spacing (S) | 27.5 | 37.5 | 37.5 | 52.5 |
| Lead Length (LL) | 5mm +/-1 mm | | | |



4 leads

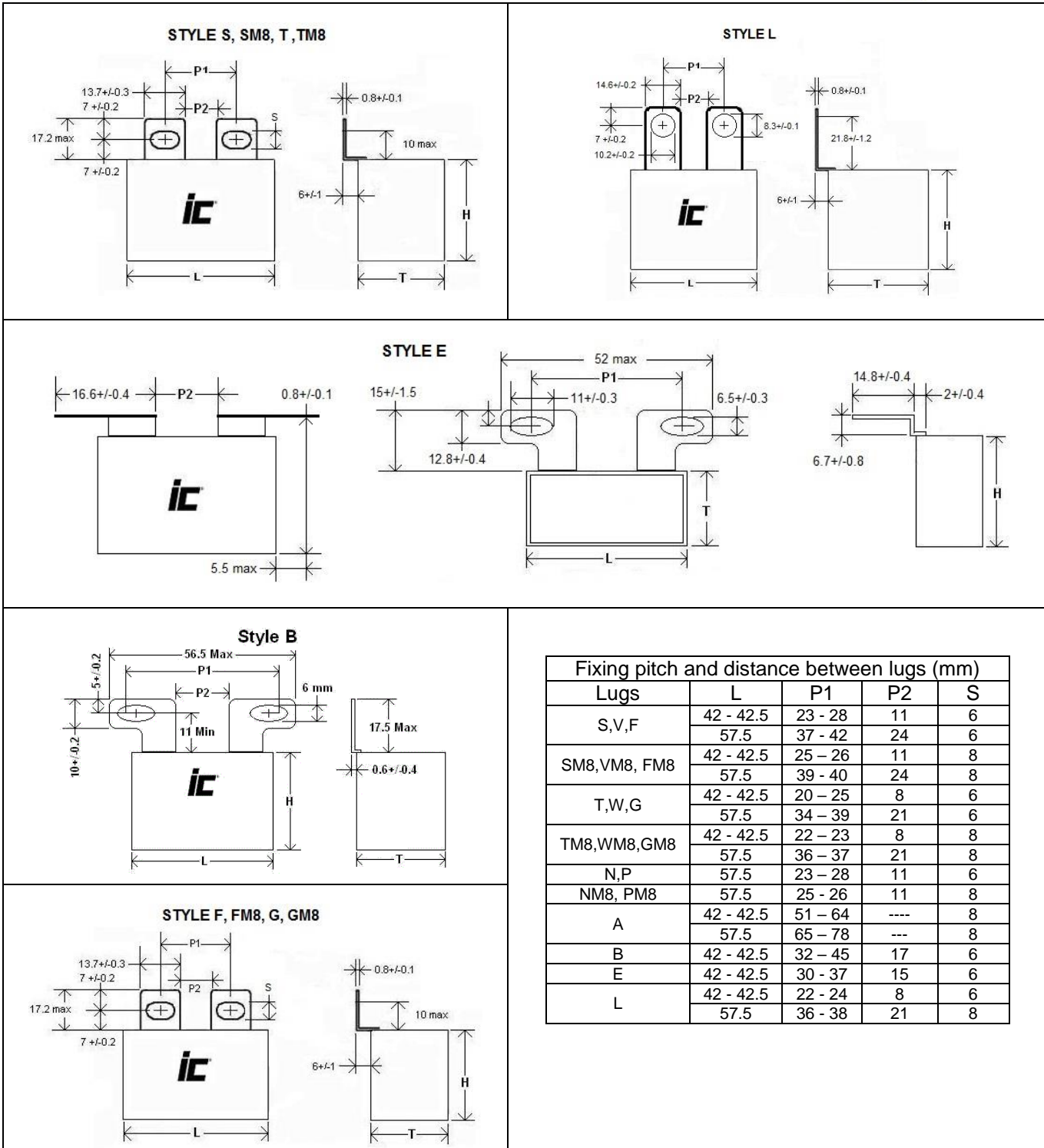
| | | | | |
|------------------|------------------|------|------|------|
| Length (L) | 32 | 41.5 | 42.5 | 57.5 |
| Lead spacing (S) | 27.5 | 37.5 | 37.5 | 52.5 |
| Lead Spacing (P) | See part listing | | | |
| Lead Length (LL) | 5mm +/-1 mm | | | |



6 leads

| | | | | |
|------------------|------------------|------|------|------|
| Length (L) | 32 | 41.5 | 42.5 | 57.5 |
| Lead spacing (S) | 27.5 | 37.5 | 37.5 | 52.5 |
| Lead Spacing (P) | See part listing | | | |
| Lead Length (LL) | 5mm +/-1 mm | | | |

Dimensions in mm



Dimensions in mm



Dimensions in mm

MHBS

2,4,6, lug lead radial box

| WVDC | Capacitance (µF) | IC PART NUMBER | dv/dt (V/µsec) | Maximum RMS Ripple Current (A) 100 kHz, +70°C | | | Typical ESR (mΩ) **, +25°C | Dimensions LxHxT (mm) | S (MM) | d (MM) | P (MM) | # Leads |
|------|------------------|----------------|----------------|---|-------|------|----------------------------|-----------------------|--------|--------|--------|---------|
| | | | | +15°C | +10°C | +5°C | | | | | | |
| 575 | 3.3 | 335MHBS35K2H | 27 | 4.5 | 3.5 | 2.5 | 15 | 32x20x11 | 27.5 | 0.8 | | 2 |
| 575 | 4.7 | 475MHBS35K2H | 27 | 5.5 | 4.5 | 3.5 | 11.6 | 32x22x13 | 27.5 | 1 | | 2 |
| 575 | 5 | 505MHBS35K2H | 27 | 6 | 4.5 | 3.5 | 11 | 32x22x13 | 27.5 | 1 | | 2 |
| 575 | 6.8 | 685MHBS35K2H | 27 | 7 | 5.5 | 4 | 9.4 | 32x24.5x15 | 27.5 | 1 | | 2 |
| 575 | 7.5 | 755MHBS35K2H | 27 | 8 | 6.5 | 4.5 | 8.6 | 32x28x14 | 27.5 | 1.2 | | 2 |
| 575 | 10 | 106MHBS35K2H | 27 | 10 | 8 | 5.5 | 7 | 32x33x18 | 27.5 | 1.2 | | 2 |
| 575 | 12 | 126MHBS35KJ## | 19 | 11 | 8.5 | 6.5 | 6.6 | 42.5x28x17 | | | | lugs |
| 575 | 12 | 126MHBS35K2H | 27 | 11 | 8.5 | 6.5 | 6.1 | 32x33x18 | 27.5 | 1.2 | | 2 |
| 575 | 12 | 126MHBS35K2J | 19 | 9.5 | 7.5 | 5.5 | 7.4 | 42.5x28x17 | 37.5 | 1.2 | | 2 |
| 575 | 15 | 156MHBS35KJ## | 19 | 13 | 10 | 7.5 | 5.6 | 42.5x30x22 | | | | lugs |
| 575 | 15 | 156MHBS35K4H | 27 | 14.5 | 11.5 | 8.5 | 4.9 | 32x37x22 | 27.5 | 1.2 | 10.2 | 2 |
| 575 | 15 | 156MHBS35K2H | 27 | 13.5 | 10.5 | 7.5 | 5.6 | 32x37x22 | 27.5 | 1.2 | | 2 |
| 575 | 15 | 156MHBS35K2J | 19 | 11 | 8.5 | 6.5 | 6.4 | 42.5x30x22 | 37.5 | 1.2 | | 2 |
| 575 | 20 | 206MHBS35KJA## | 19 | 16.5 | 12.5 | 9.5 | 4.8 | 41.5x40x20 | | | | lugs |
| 575 | 20 | 206MHBS35K2JA | 19 | 13.5 | 11 | 8 | 5.6 | 41.5x40x20 | 37.5 | 1.2 | | 2 |
| 575 | 20 | 206MHBS35K4JA | 19 | 15 | 12 | 8.5 | 5 | 41.5x40x20 | 37.5 | 1.2 | 10.2 | 4 |
| 575 | 25 | 256MHBS35KJ## | 19 | 17 | 13.5 | 10 | 4.2 | 42.5x37x28 | | | | lugs |
| 575 | 25 | 256MHBS35K2J | 19 | 14 | 11.5 | 8.5 | 5 | 42.5x37x28 | 37.5 | 1.2 | | 2 |
| 575 | 25 | 256MHBS35K4J | 19 | 15.5 | 12.5 | 9 | 4.4 | 42.5x37x28 | 37.5 | 1.2 | 10.2 | 4 |
| 575 | 30 | 306MHBS35KJ## | 19 | 18.5 | 14.5 | 10.5 | 3.8 | 42.5x37x28 | | | | lugs |
| 575 | 30 | 306MHBS35K2J | 19 | 14 | 12 | 9 | 4.6 | 42.5x37x28 | 37.5 | 1.2 | | 2 |
| 575 | 30 | 306MHBS35K4J | 19 | 16.5 | 13 | 9.5 | 4 | 42.5x37x28 | 37.5 | 1.2 | 10.2 | 4 |
| 575 | 35 | 356MHBS35KJ## | 19 | 21 | 16.5 | 12.5 | 3.5 | 42.5x45x30 | | | | lugs |
| 575 | 35 | 356MHBS35K2J | 19 | 14 | 14 | 11 | 4.3 | 42.5x45x30 | 37.5 | 1.2 | | 2 |
| 575 | 35 | 356MHBS35K4J | 19 | 19 | 15.5 | 11 | 3.7 | 42.5x45x30 | 37.5 | 1.2 | 20.3 | 4 |
| 575 | 40 | 406MHBS35KJ## | 19 | 22 | 17.5 | 13 | 3.2 | 42.5x45x30 | | | | lugs |
| 575 | 40 | 406MHBS35K2J | 19 | 14 | 14 | 11 | 4 | 42.5x45x30 | 37.5 | 1.2 | | 2 |
| 575 | 40 | 406MHBS35K4J | 19 | 20 | 16 | 12 | 3.4 | 42.5x45x30 | 37.5 | 1.2 | 20.3 | 4 |
| 575 | 50 | 506MHBS35KR## | 12.5 | 21.5 | 17.5 | 12.5 | 3.8 | 57.5x45x30 | | | | lugs |
| 575 | 50 | 506MHBS35K2R | 12.5 | 14 | 14 | 10 | 4.6 | 57.5x45x30 | 52.5 | 1.2 | | 2 |
| 575 | 50 | 506MHBS35K4R | 12.5 | 19 | 15.5 | 11 | 4 | 57.5x45x30 | 52.5 | 1.2 | 20.3 | 4 |
| 575 | 60 | 606MHBS35KR## | 12.5 | 23 | 18.5 | 13.5 | 3.4 | 57.5x50x35 | | | | lugs |
| 575 | 60 | 606MHBS35K2R | 12.5 | 14 | 14 | 10.5 | 4.2 | 57.5x45x30 | 52.5 | 1.2 | | 2 |
| 575 | 60 | 606MHBS35K4R | 12.5 | 20.5 | 16.5 | 12 | 3.6 | 57.5x45x30 | 52.5 | 1.2 | 20.3 | 4 |
| 575 | 75 | 756MHBS35KR## | 12.5 | 25.5 | 20.5 | 15 | 3.1 | 57.5x50x35 | | | | lugs |
| 575 | 75 | 756MHBS35K2R | 12.5 | 14 | 14 | 12 | 3.9 | 57.5x50x35 | 52.5 | 1.2 | | 2 |
| 575 | 75 | 756MHBS35K4R | 12.5 | 23 | 18.5 | 13.5 | 3.3 | 57.5x50x35 | 52.5 | 1.2 | 20.3 | 4 |
| 575 | 90 | 906MHBS35K4R | 12.5 | 25 | 21 | 14.5 | 3.1 | 57.5x57.5x38 | 52.5 | 1.2 | 20.3 | 4 |
| 575 | 90 | 906MHBS35K6R | 12.5 | 26 | 23 | 16 | 2.9 | 57.5x57.5x38 | 52.5 | 1.2 | 10.2 | 6 |
| 575 | 100 | 107MHBS35K4R | 12.5 | 26 | 21.5 | 15 | 3 | 57.5x57.5x38 | 52.5 | 1.2 | 20.3 | 4 |
| 575 | 100 | 107MHBS35K6R | 12.5 | 27 | 22 | 15.5 | 2.8 | 57.5x57.5x38 | 52.5 | 1.2 | 10.2 | 6 |
| 700 | 2.5 | 255MHBS40K2H | 31 | 4.5 | 3.5 | 3 | 15.8 | 32x20x11 | 27.5 | 0.8 | | 2 |
| 700 | 2.5 | 255MHBS40K2H | 31 | 4.5 | 4 | 3 | 15.8 | 32x20x11 | 27.5 | 0.8 | | 2 |
| 700 | 3.3 | 335MHBS40K2H | 31 | 5.5 | 4.5 | 3.5 | 13.3 | 32x22x13 | 27.5 | 1 | | 2 |
| 700 | 4.7 | 475MHBS40K2H | 31 | 6.5 | 5.5 | 4 | 10.5 | 32x24.5x15 | 27.5 | 1 | | 2 |
| 700 | 5 | 505MHBS40K2H | 31 | 7 | 5.5 | 4 | 9.7 | 32x24.5x15 | 27.5 | 1.2 | | 2 |
| 700 | 7.5 | 755MHBS40K2J | 21 | 7.5 | 6 | 4.5 | 9.2 | 42.5x25x14 | 37.5 | 1.2 | | 2 |
| 700 | 12 | 126MHBS40KJ## | 21 | 13 | 10 | 7.5 | 5.6 | 42.5x30x22 | | | | lugs |
| 700 | 12 | 126MHBS40K2H | 31 | 13 | 10.5 | 7.5 | 5.8 | 32x37x22 | 27.5 | 1.2 | | 2 |
| 700 | 12 | 126MHBS40K4H | 31 | 14.5 | 11.5 | 8.5 | 5.2 | 32x37x22 | 27.5 | 1.2 | 10.2 | 4 |
| 700 | 12 | 126MHBS40K2J | 21 | 11 | 8.5 | 6.5 | 6.4 | 42.5x30x22 | 37.5 | 1.2 | | 2 |
| 700 | 15 | 156MHBS40KJ## | 21 | 14.5 | 11.5 | 8.5 | 4.7 | 42.5x33.5x22 | | | | lugs |
| 700 | 15 | 156MHBS40K2J | 21 | 12 | 9.5 | 7 | 5.5 | 42.5x33.5x22 | 37.5 | 1.2 | | 2 |
| 700 | 15 | 156MHBS40K4J | 21 | 13.5 | 10.5 | 7.5 | 4.9 | 42.5x33.5x22 | 37.5 | 1.2 | 5.1 | 4 |
| 700 | 20 | 206MHBS40KJ## | 21 | 17.5 | 14 | 10 | 4.1 | 42.5x37x28 | | | | lugs |
| 700 | 20 | 206MHBS40K2J | 21 | 14 | 11.5 | 8.5 | 4.9 | 42.5x37x28 | 37.5 | 1.2 | | 2 |
| 700 | 20 | 206MHBS40K4J | 21 | 18.5 | 14.5 | 10.5 | 4.1 | 42.5x37x28 | 37.5 | 1.2 | 10.2 | 4 |
| 700 | 22 | 226MHBS40KJ## | 21 | 19.5 | 15.5 | 11.5 | 3.8 | 42.5x37.5x28 | | | | 2 |

MHBS

2,4,6, lug lead radial box

| WVDC | Capacitance (µF) | IC PART NUMBER | dv/dt (V/µsec) | Maximum RMS Ripple Current (A) 100 kHz, +70°C | | | Typical ESR (mΩ) **, +25°C | Dimensions LxHxT (mm) | S (MM) | d (MM) | P (MM) | # Leads |
|------|------------------|----------------|----------------|---|-------|------|----------------------------|-----------------------|--------|--------|--------|---------|
| | | | | +15°C | +10°C | +5°C | | | | | | |
| 700 | 22 | 226MHBS40KJA## | 21 | 18.5 | 14.5 | 10.5 | 3.8 | 41.5x44x24 | | | | lugs |
| 700 | 22 | 226MHBS40K2J | 21 | 14 | 13 | 9.5 | 4.6 | 42.5x37x28 | 37.5 | 1.2 | | 2 |
| 700 | 22 | 226MHBS40K2JA | 21 | 14 | 12 | 9 | 4.6 | 41.5x44x24 | 37.5 | 1.2 | | 2 |
| 700 | 22 | 226MHBS40K4J | 21 | 17.5 | 14 | 10.5 | 4 | 42.5x37.5x28 | 37.5 | 1.2 | 10.2 | 4 |
| 700 | 22 | 226MHBS40K4JA | 21 | 16.5 | 13.5 | 10 | 4 | 41.5x44x24 | 37.5 | 1.2 | 10.2 | 4 |
| 700 | 25 | 256MHBS40KJA## | 21 | 21 | 16.5 | 12 | 3.5 | 41.5x44x24 | | | | lugs |
| 700 | 25 | 256MHBS40K2JA | 21 | 14 | 13.5 | 10 | 4.3 | 41.5x44x24 | 37.5 | 1.2 | | 2 |
| 700 | 25 | 256MHBS40K4JA | 21 | 19 | 15 | 11 | 3.7 | 41.5x44x24 | 37.5 | 1.2 | 10.2 | 4 |
| 700 | 30 | 306MHBS40KJ## | 21 | 22.5 | 17.5 | 13 | 3.2 | 42.5x45x30 | | | | lugs |
| 700 | 30 | 306MHBS40K2J | 21 | 14 | 14 | 11 | 4 | 42.5x45x30 | 37.5 | 1.2 | | 2 |
| 700 | 30 | 306MHBS40K4J | 21 | 20.5 | 16 | 12 | 3.4 | 42.5x45x30 | 37.5 | 1.2 | 20.3 | 4 |
| 700 | 40 | 406MHBS40KR## | 14.5 | 22 | 17.5 | 12.5 | 3.6 | 57.5x45x30 | | | | lugs |
| 700 | 40 | 406MHBS40K2R | 14.5 | 14 | 14 | 10.5 | 4.4 | 57.5x45x30 | 52.5 | 1.2 | | 2 |
| 700 | 40 | 406MHBS40K4R | 14.5 | 20 | 16 | 11.5 | 3.8 | 57.5x45x30 | 52.5 | 1.2 | 20.3 | 4 |
| 700 | 45 | 456MHBS40KR## | 14.5 | 23 | 18 | 13 | 3.4 | 57.5x45x30 | | | | lugs |
| 700 | 45 | 456MHBS40K2R | 14.5 | 14 | 14 | 11 | 4.2 | 57.5x45x30 | 52.5 | 1.2 | | 2 |
| 700 | 45 | 456MHBS40K4R | 14.5 | 21 | 16.5 | 12 | 3.6 | 57.5x45x30 | 52.5 | 1.2 | 20.3 | 4 |
| 700 | 50 | 506MHBS40KR## | 14.5 | 24.5 | 19.5 | 14.5 | 3.2 | 57.5x50x35 | | | | lugs |
| 700 | 50 | 506MHBS40K2R | 14.5 | 14 | 14 | 12 | 4 | 57.5x50x35 | 52.5 | 1.2 | | 2 |
| 700 | 50 | 506MHBS40K4R | 14.5 | 22.5 | 18 | 13 | 3.4 | 57.5x50x35 | 52.5 | 1.2 | 20.3 | 4 |
| 700 | 55 | 556MHBS40KR## | 14.5 | 25.5 | 20.5 | 15 | 3.1 | 57.5x50x35 | | | | lugs |
| 700 | 55 | 556MHBS40K2R | 14.5 | 14 | 14 | 12.5 | 3.9 | 57.5x50x35 | 52.5 | 1.2 | | 2 |
| 700 | 55 | 556MHBS40K4R | 14.5 | 23.5 | 19 | 13.5 | 3.3 | 57.5x50x35 | 52.5 | 1.2 | 20.3 | 4 |
| 700 | 60 | 606MHBS40KR## | 14.5 | 26.5 | 21 | 15.5 | 2.9 | 57.5x50x35 | | | | lugs |
| 700 | 60 | 606MHBS40K2R | 14.5 | 14 | 14 | 13 | 3.7 | 57.5x50x35 | 52.5 | 1.2 | | 2 |
| 700 | 60 | 606MHBS40K4R | 14.5 | 24.5 | 19.5 | 14 | 3.1 | 57.5x50x35 | 52.5 | 1.2 | 20.3 | 4 |
| 700 | 75 | 756MHBS40KR## | 14.5 | 28.5 | 24 | 17 | 2.7 | 57.5x57.5x38 | | | | lugs |
| 700 | 75 | 756MHBS40K4R | 14.5 | 26 | 21.5 | 15.5 | 2.9 | 57.5x57.5x38 | 52.5 | 1.2 | 20.3 | 4 |
| 700 | 75 | 756MHBS40K6R | 14.5 | 27 | 22.5 | 16 | 2.7 | 57.5x57.5x38 | 52.5 | 1.2 | 10.2 | 6 |
| 700 | 80 | 806MHBS40K4R | 14.5 | 26.5 | 22 | 15.5 | 2.8 | 57.5x57.5x38 | 52.5 | 1.2 | 20.3 | 4 |
| 700 | 80 | 806MHBS40K6R | 14.5 | 27.5 | 22 | 16.5 | 2.6 | 57.5x57.5x38 | 52.5 | 1.2 | 10.2 | 6 |
| 800 | 2.2 | 225MHBS45K2H | 36 | 4.5 | 4 | 3 | 15.3 | 32x20x11 | 27.5 | 0.8 | | 2 |
| 800 | 3 | 305MHBS45K2H | 36 | 5.5 | 4.5 | 3.5 | 12.4 | 32x22x13 | 27.5 | 1 | | 2 |
| 800 | 4 | 405MHBS45K2H | 36 | 6.5 | 5.5 | 4 | 10.8 | 32x24.5x15 | 27.5 | 1 | | 2 |
| 800 | 5 | 505MHBS45K2H | 36 | 7.5 | 6 | 4 | 10.5 | 32x28x14 | 27.5 | 1.2 | | 2 |
| 800 | 5 | 505MHBS45K2J | 24 | 7.5 | 6 | 4 | 10.3 | 42.5x25x14 | 37.5 | 1.2 | | 2 |
| 800 | 6.8 | 685MHBS45K2H | 36 | 9.5 | 7.5 | 5.5 | 7.6 | 32x33x18 | 27.5 | 1.2 | | 2 |
| 800 | 7.5 | 755MHBS45KJ## | 24 | 10.5 | 8.5 | 6 | 7.5 | 42.5x28x17 | | | | lugs |
| 800 | 7.5 | 755MHBS45K2H | 36 | 10.5 | 8.5 | 6 | 7.1 | 32x33x18 | 27.5 | 1.2 | | 2 |
| 800 | 7.5 | 755MHBS45K4H | 36 | 11.5 | 9 | 6.5 | 6.5 | 32x33x18 | 27.5 | 1.2 | 5.1 | 4 |
| 800 | 7.5 | 755MHBS45K2J | 24 | 9 | 7 | 5 | 8.3 | 42.5x28x17 | 37.5 | 1.2 | | 2 |
| 800 | 10 | 106MHBS45KJ## | 24 | 12.5 | 10 | 7.5 | 6.2 | 42.5x30x22 | | | | lugs |
| 800 | 10 | 106MHBS45K2H | 36 | 13 | 10.5 | 7.5 | 5.9 | 32x37x22 | 27.5 | 1.2 | | 2 |
| 800 | 10 | 106MHBS45K4H | 24 | 14.5 | 11.5 | 8.5 | 5.3 | 32x37x22 | 27.5 | 1.2 | 10.2 | 4 |
| 800 | 10 | 106MHBS45K2J | 24 | 10.5 | 8.5 | 6 | 7 | 42.5x30x22 | 37.5 | 1.2 | | 2 |
| 800 | 10 | 106MHBS45K4J | 24 | 11.5 | 9 | 6.5 | 6.4 | 42.5x30x22 | 37.5 | 1.2 | 5.1 | 4 |
| 800 | 12 | 126MHBS45KJ## | 24 | 13.5 | 11 | 8 | 5.6 | 42.5x33.5x22 | | | | lugs |
| 800 | 12 | 126MHBS45K2J | 24 | 11.5 | 9 | 7 | 6.4 | 42.5x33.5x22 | 37.5 | 1.2 | | 2 |
| 800 | 12 | 126MHBS45K4J | 24 | 12.5 | 10 | 7.5 | 5.8 | 42.5x33.5x22 | 37.5 | 1.2 | 5.1 | 4 |
| 800 | 15 | 156MHBS45K2JA | 24 | 13.5 | 11 | 8 | 5.6 | 41.5x40x20 | 37.5 | 1.2 | | 2 |
| 800 | 15 | 156MHBS45K4JA | 24 | 15 | 12 | 8.5 | 5 | 41.5x40x20 | 37.5 | 1.2 | 10.2 | 4 |
| 800 | 20 | 206MHBS45K2JA | 24 | 14 | 13 | 9.5 | 4.8 | 41.5x44x24 | 37.5 | 1.2 | | 2 |
| 800 | 20 | 206MHBS45K4JA | 24 | 18 | 14.5 | 10.5 | 4.2 | 41.5x44x24 | 37.5 | 1.2 | 10.2 | 4 |
| 800 | 22 | 226MHBS45KJ## | 24 | 20.5 | 16 | 12 | 3.8 | 42.5x45x30 | | | | lugs |
| 800 | 22 | 226MHBS45K2J | 24 | 14 | 13.5 | 10 | 4.6 | 42.5x45x30 | 37.5 | 1.2 | | 2 |
| 800 | 22 | 226MHBS45K4J | 24 | 18.5 | 14.5 | 10.5 | 4 | 42.5x45x30 | 37.5 | 1.2 | 20.3 | 4 |
| 800 | 25 | 256MHBS45KJ## | 24 | 22 | 17 | 12.5 | 3.5 | 42.5x45x30 | | | | lugs |
| 800 | 25 | 256MHBS45K2J | 24 | 14 | 14 | 10.5 | 4.3 | 42.5x45x30 | 37.5 | 1.2 | | 2 |

MHBS

2,4,6, lug lead radial box

| WVDC | Capacitance (µF) | IC PART NUMBER | dv/dt (V/µsec) | Maximum RMS Ripple Current (A) 100 kHz, +70°C | | | Typical ESR (mΩ) **, +25°C | Dimensions LxHxT (mm) | S (MM) | d (MM) | P (MM) | # Leads |
|------|------------------|----------------|----------------|---|-------|------|----------------------------|-----------------------|--------|--------|--------|---------|
| | | | | +15°C | +10°C | +5°C | | | | | | |
| 800 | 25 | 256MHBS45K4J | 24 | 19.5 | 15.5 | 11.5 | 3.7 | 42.5x45x30 | 37.5 | 1.2 | 20.3 | 4 |
| 800 | 30 | 306MHBS45KR## | 16.5 | 21 | 16.5 | 12 | 4.1 | 57.5x45x30 | | | | lugs |
| 800 | 30 | 306MHBS45K2R | 16.5 | 14 | 14 | 10 | 4.7 | 57.5x45x30 | 52.5 | 1.2 | | 2 |
| 800 | 30 | 306MHBS45K4R | 16.5 | 21 | 16.5 | 12 | 4.1 | 57.5x45x30 | 52.5 | 1.2 | 20.3 | 4 |
| 800 | 35 | 356MHBS45KR## | 16.5 | 22 | 17.5 | 13 | 3.7 | 0x0x0 | | | | lugs |
| 800 | 35 | 356MHBS45K2R | 16.5 | 14 | 14 | 11 | 4.5 | 57.5x45x30 | 52.5 | 1.2 | | 2 |
| 800 | 35 | 356MHBS45K4R | 16.5 | 20 | 16 | 11.5 | 3.9 | 57.5x45x30 | 52.5 | 1.2 | 20.3 | 4 |
| 800 | 40 | 406MHBS45KR## | 16.5 | 23.5 | 19 | 14 | 3.4 | 57.5x50x35 | | | | lugs |
| 800 | 40 | 406MHBS45K2R | 16.5 | 14 | 14 | 11.5 | 4.2 | 57.5x50x35 | 52.5 | 1.2 | | 2 |
| 800 | 40 | 406MHBS45K4R | 16.5 | 21.5 | 17.5 | 12.5 | 3.6 | 57.5x50x35 | 52.5 | 1.2 | 20.3 | 4 |
| 800 | 45 | 456MHBS45KR## | 16.5 | 25.5 | 20 | 15 | 3.2 | 57.5x50x35 | | | | lugs |
| 800 | 45 | 456MHBS45K2R | 16.5 | 14 | 14 | 12 | 4 | 57.5x50x35 | 52.5 | 1.2 | | 2 |
| 800 | 45 | 456MHBS45K4R | 16.5 | 23 | 18.5 | 13.5 | 3.4 | 57.5x50x35 | 52.5 | 1.2 | 20.3 | 4 |
| 800 | 47 | 476MHBS45K2R | 16.5 | 14 | 14 | 12.5 | 3.9 | 57.5x50x35 | 52.5 | 1.2 | | 2 |
| 800 | 47 | 476MHBS45K4R | 16.5 | 23.5 | 19 | 13.5 | 3.3 | 57.5x50x35 | 52.5 | 1.2 | 20.3 | 4 |
| 800 | 60 | 606MHBS45KR## | 16.5 | 28.5 | 22.5 | 16.5 | 2.8 | 57.5x57.5x38 | | | | lugs |
| 800 | 60 | 606MHBS45K4R | 16.5 | 25.5 | 20.5 | 15.5 | 3 | 57.5x57.5x38 | 52.5 | 1.2 | 20.3 | 4 |
| 800 | 60 | 606MHBS45K6R | 16.5 | 26.5 | 21.5 | 15.5 | 2.8 | 57.5x57.5x38 | 52.5 | 1.2 | 10.2 | 6 |
| 800 | 65 | 656MHBS45K4R | 16.5 | 26.5 | 21 | 15.5 | 2.9 | 57.5x57.5x38 | 52.5 | 1.2 | 20.3 | 4 |
| 800 | 65 | 656MHBS45K6R | 16.5 | 27.5 | 22 | 16 | 2.7 | 57.5x57.5x38 | 52.5 | 1.2 | 10.2 | 6 |
| 900 | 2.2 | 225MHBS50K2H | 41.5 | 5 | 4 | 3 | 14.7 | 32x22x13 | 27.5 | 1 | | 2 |
| 900 | 2.5 | 255MHBS50K2H | 41.5 | 5.5 | 4.5 | 3 | 13.5 | 32x22x13 | 27.5 | 1 | | 2 |
| 900 | 3 | 305MHBS50K2H | 41.5 | 6.5 | 5 | 3.5 | 11.9 | 32x24.5x15 | 27.5 | 1 | | 2 |
| 900 | 3.3 | 335MHBS50K2H | 41.5 | 7 | 5.5 | 4 | 11 | 32x28x14 | 27.5 | 1.2 | | 2 |
| 900 | 4.7 | 475MHBS50K2J | 28 | 7 | 5.5 | 4 | 10.6 | 42.5x25x14 | 27.5 | 1.2 | | 2 |
| 900 | 6 | 605MHBS50KJ## | 28 | 10.5 | 8.5 | 6 | 8.4 | 42.5x28x17 | | | | lugs |
| 900 | 6 | 605MHBS50K2H | 41.5 | 9.5 | 7.5 | 5.5 | 7.6 | 32x33x18 | 27.5 | 1.2 | | 2 |
| 900 | 6 | 605MHBS50K4H | 41.5 | 10.5 | 8.5 | 6 | 7 | 32x33x18 | 27.5 | 1.2 | 5.1 | 2 |
| 900 | 6 | 605MHBS50K2J | 42.5 | 9 | 7 | 5 | 9.2 | 42.5x18x17 | 37.5 | 1.2 | | 4 |
| 900 | 7.5 | 755MHBS50KH## | 28 | 12 | 9.5 | 7 | 7.2 | 42.5x30x22 | | | | lugs |
| 900 | 7.5 | 755MHBS50K2H | 41.5 | 12.5 | 9.5 | 7 | 6.9 | 32x37x22 | 27.5 | 1.2 | | 2 |
| 900 | 7.5 | 755MHBS50K4H | 41.5 | 13.5 | 10.5 | 8 | 6.3 | 32x37x22 | 27.5 | 1.2 | 10.2 | 4 |
| 900 | 7.5 | 755MHBS50K2J | 28 | 10 | 8 | 5.5 | 8 | 42.5x30x22 | 37.5 | 1.2 | | 2 |
| 900 | 10 | 106MHBS50KJ## | 28 | 13.5 | 10.5 | 8 | 6 | 42.5x33.5x22 | | | | lugs |
| 900 | 10 | 106MHBS50K2J | 28 | 11.5 | 9 | 6.5 | 6.8 | 42.5x33.5x22 | 37.5 | 1.2 | | 2 |
| 900 | 10 | 106MHBS50K4J | 28 | 12.5 | 9.5 | 7 | 6.2 | 42.5x33.5x22 | 37.5 | 1.2 | 5.1 | 4 |
| 900 | 12 | 126MHBS50KJA## | 28 | 15.5 | 12.5 | 9 | 5.5 | 41.5x40x20 | | | | lugs |
| 900 | 12 | 126MHBS50K2JA | 28 | 13.5 | 11 | 7.5 | 6.3 | 41.5x40x20 | 37.5 | 1.2 | | 2 |
| 900 | 12 | 126MHBS50K4JA | 28 | 14.5 | 11.5 | 8 | 5.7 | 41.5x40x20 | 37.5 | 1.2 | 10.2 | 4 |
| 900 | 15 | 156MHBS50KJ## | 28 | 17 | 14 | 10.5 | 4.5 | 42.5x37x28 | | | | lugs |
| 900 | 15 | 156MHBS50KJA## | 28 | 18.5 | 15 | 11.5 | 4.5 | 41.5x44x24 | | | | lugs |
| 900 | 15 | 156MHBS50KJ## | 28 | 17.5 | 14 | 10.5 | 4.5 | 42.5x37x28 | | | | lugs |
| 900 | 15 | 156MHBS50K2JA | 28 | 14 | 12.5 | 9.5 | 5.3 | 41.5x44x24 | 37.5 | 1.2 | | 2 |
| 900 | 15 | 156MHBS50K2J | 28 | 14 | 11.5 | 8 | 5.3 | 42.5x37x28 | 37.5 | 1.2 | | 2 |
| 900 | 15 | 156MHBS50K2JA | 28 | 14 | 12.5 | 9.5 | 5.3 | 41.5x44x24 | 37.5 | 1.2 | | 2 |
| 900 | 15 | 156MHBS50K4J | 28 | 15.5 | 12.5 | 9 | 4.7 | 42.5x37x28 | 37.5 | 1.2 | 10.2 | 4 |
| 900 | 15 | 156MHBS50K4JA | 28 | 17 | 14 | 10.5 | 4.7 | 41.5x44x24 | 37.5 | 1.2 | 10.2 | 4 |
| 900 | 20 | 206MHBS50K2J | 28 | 14 | 14 | 10.5 | 4.5 | 42.5x45x30 | 37.5 | 1.2 | | 2 |
| 900 | 20 | 206MHBS50K4J | 28 | 19 | 15 | 11 | 3.9 | 42.5x45x30 | 37.5 | 1.2 | 20.3 | 4 |
| 900 | 20 | 206MHBS50KJ## | 28 | 21 | 16.5 | 12 | 3.7 | 42.5x45x30 | 37.5 | | | lugs |
| 900 | 25 | 256MHBS50KR## | 18.5 | 19.5 | 16 | 11.5 | 4.5 | 57.5x45x30 | | | | lugs |
| 900 | 25 | 256MHBS50K2R | 18.5 | 14 | 13 | 10 | 5.3 | 57.5x45x30 | 52.5 | 1.2 | | 2 |
| 900 | 25 | 256MHBS50K4R | 18.5 | 18 | 15 | 11 | 4.7 | 57.5x45x30 | 52.5 | 1.2 | 20.3 | 4 |
| 900 | 35 | 356MHBS50KR## | 18.5 | 24 | 19 | 14 | 3.4 | 57.5x50x35 | | | | lugs |
| 900 | 35 | 356MHBS50K2R | 18.5 | 14 | 14 | 12 | 4.2 | 57.5x50x35 | 52.5 | 1.2 | | 2 |
| 900 | 35 | 356MHBS50K4R | 18.5 | 22 | 17.5 | 13 | 3.6 | 57.5x50x35 | 52.5 | 1.2 | 20.3 | 4 |
| 900 | 40 | 406MHBS50KR2 | 18.5 | 14 | 14 | 13 | 3.9 | 57.5x50x30 | 52.5 | 1.2 | | 2 |
| 900 | 40 | 406MHBS50K4R | 18.5 | 23.5 | 19 | 13.5 | 3.3 | 57.5x50x30 | 52.5 | 1.2 | 20.3 | 4 |

MHBS

2,4,6, lug lead radial box

| WVDC | Capacitance (µF) | IC PART NUMBER | dv/dt (V/µsec) | Maximum RMS Ripple Current (A) 100 kHz, +70°C | | | Typical ESR (mΩ) **, +25°C | Dimensions LxHxT (mm) | S (MM) | d (MM) | P (MM) | # Leads |
|------|------------------|----------------|----------------|---|-------|------|----------------------------|-----------------------|--------|--------|--------|---------|
| | | | | +15°C | +10°C | +5°C | | | | | | |
| 900 | 47 | 476MHBS50KR## | 18.5 | 28.5 | 23 | 16.5 | 2.8 | 57.5x57.5x38 | | | | lugs |
| 900 | 47 | 476MHBS50K4R | 18.5 | 25.5 | 20.5 | 15 | 3 | 57.5x57.5x38 | 52.5 | 1.2 | 20.3 | 4 |
| 900 | 47 | 476MHBS50K6R | 18.5 | 26.5 | 21.5 | 15.5 | 2.8 | 57.5x57.5x38 | 52.5 | 1.2 | 10.2 | 6 |
| 900 | 50 | 506MHBS50K4R | 18.5 | 26 | 21 | 15 | 3 | 57.5x57.5x38 | 52.5 | 1.2 | 20.3 | 4 |
| 900 | 50 | 506MHBS50K6R | 18.5 | 27 | 22 | 16 | 2.8 | 57.5x57.5x38 | 52.5 | 1.2 | 10.2 | lugs |
| 1000 | 1.5 | 155MHBS55K2H | 47 | 4.5 | 3.5 | 2.5 | 17.8 | 32x20x11 | 27.5 | 0.8 | | 2 |
| 1000 | 2 | 205MHBS55K2H | 47 | 5.5 | 4 | 3 | 14.5 | 32x22x13 | 27.5 | 1 | | 2 |
| 1000 | 2.5 | 255MHBS55K2H | 47 | 6 | 5 | 3.5 | 12.8 | 32x24.5x15 | 27.5 | 1 | | 2 |
| 1000 | 2.5 | 255MHBS55K2H | 47 | 6 | 5 | 3.5 | 12.8 | 32x28x15 | 27.5 | 1.2 | | 2 |
| 1000 | 3 | 305MHBS55K2H | 47 | 7.5 | 6 | 4 | 11 | 32x28x14 | 27.5 | 1.2 | | 2 |
| 1000 | 4 | 405MHBS55K2J | 31 | 7 | 5.5 | 4 | 11 | 42.5x25x14 | 37.5 | 1.2 | | 2 |
| 1000 | 4.7 | 475MHBS55KJ## | 31 | 9.5 | 7.5 | 5.5 | 8.7 | 42.5x28x17 | | | | lugs |
| 1000 | 4.7 | 475MHBS55K2H | 47 | 9.5 | 7.5 | 5.5 | 8.3 | 32x33x18 | 27.5 | 1.2 | | 2 |
| 1000 | 4.7 | 475MHBS55K4H | 47 | 10.5 | 8.5 | 6 | 7.7 | 32x33x18 | 27.5 | 1.2 | 10.2 | 4 |
| 1000 | 4.7 | 475MHBS55K2J | 31 | 8.5 | 6.5 | 4.5 | 9.6 | 42.5x28x17 | 37.5 | 1.2 | | 2 |
| 1000 | 4.7 | 475MHBS55K2J | 31 | 8.5 | 6.5 | 4.5 | 9.6 | 42.5x28x17 | 37.5 | 1.2 | | 2 |
| 1000 | 5 | 505MHBS55KJ## | 31 | 10.5 | 8.5 | 6 | 8.5 | 42.5x28x17 | | | | lugs |
| 1000 | 5 | 505MHBS55K2H | 47 | 10 | 7.5 | 5.5 | 8 | 32x33x18 | 27.5 | 1.2 | | 2 |
| 1000 | 5 | 505MHBS55K4H | 47 | 11 | 9 | 6.5 | 7.4 | 32x33x18 | 27.5 | 1.2 | 10.2 | 4 |
| 1000 | 5 | 505MHBS55K2J | 31 | 9.5 | 7.5 | 5.5 | 9.3 | 42.5x28x17 | 37.5 | 1.2 | | 2 |
| 1000 | 6.8 | 685MHBS55KJ## | 31 | 11.5 | 9 | 7 | 7.1 | 42.5x30x22 | | | | lugs |
| 1000 | 6.8 | 685MHBS55K2H | 47 | 12 | 10 | 7.5 | 6.9 | 32x37x22 | 27.5 | 1.2 | | 2 |
| 1000 | 6.8 | 685MHBS55K4H | 47 | 13.5 | 11 | 8 | 6.3 | 32x37x22 | 27.5 | 1.2 | 10.2 | 4 |
| 1000 | 6.8 | 685MHBS55K2J | 31 | 10 | 8 | 6 | 7.9 | 42.5x30x22 | 37.5 | 1.2 | | 2 |
| 1000 | 7.5 | 755MHBS55KJ## | 31 | 13 | 10.5 | 7.5 | 6.6 | 42.5x33.5x22 | | | | lugs |
| 1000 | 7.5 | 755MHBS55K2J | 31 | 11 | 8.5 | 6.5 | 7.4 | 42.5x33.5x22 | 37.5 | 1.2 | | 2 |
| 1000 | 7.5 | 755MHBS55K4J | 31 | 12 | 9.5 | 7 | 6.8 | 42.5x33.5x22 | 37.5 | 1.2 | 5.1 | 4 |
| 1000 | 9 | 905MHBS55KJA## | 31 | 15.5 | 12 | 8.5 | 5.8 | 41.5x40x20 | | | | lugs |
| 1000 | 9 | 905MHBS55K2JA | 31 | 13 | 10 | 7.5 | 6.6 | 41.5x40x20 | 37.5 | 1.2 | | 2 |
| 1000 | 9 | 905MHBS55K4JA | 31 | 14.5 | 11 | 8 | 6 | 41.5x40x20 | 37.5 | 1.2 | 10.2 | 4 |
| 1000 | 10 | 106MHBS55K2JA | 31 | 13.5 | 10.5 | 8 | 6.3 | 41.5x40x20 | 37.5 | 1.2 | | 2 |
| 1000 | 10 | 106MHBS55K4JA | 31 | 15 | 11.5 | 8.5 | 5.7 | 41.5x40x20 | 37.5 | 1.2 | 10.2 | 4 |
| 1000 | 12 | 126MHBS55KJA## | 31 | 16.5 | 13.5 | 10 | 4.9 | 41.5x44x24 | | | | lugs |
| 1000 | 12 | 126MHBS55KJ## | 31 | 18 | 14 | 10.5 | 4.9 | 42.5x37x28 | | | | lugs |
| 1000 | 12 | 126MHBS55K2JA | 31 | 14 | 12 | 9 | 5.7 | 41.5x44x24 | 37.5 | 1.2 | | 2 |
| 1000 | 12 | 126MHBS55K2J | 31 | 14 | 12 | 9 | 5.7 | 42.5x37x28 | 37.5 | 1.2 | | 2 |
| 1000 | 12 | 126MHBS55K4JA | 31 | 16.5 | 13.5 | 9.5 | 5.1 | 41.5x44x24 | 37.5 | 1.2 | 10.2 | 4 |
| 1000 | 12 | 126MHBS55K4J | 31 | 16.5 | 13.5 | 9.5 | 5.1 | 42.5x37x28 | 37.5 | 1.2 | 10.2 | 4 |
| 1000 | 15 | 156MHBS55KJ## | 31 | 20 | 16 | 12 | 4.2 | 42.5x45x30 | | | | lugs |
| 1000 | 15 | 156MHBS55K2J | 31 | 14 | 13.5 | 10 | 5 | 42.5x45x30 | 37.5 | 1.2 | | 2 |
| 1000 | 15 | 156MHBS55K4J | 31 | 18 | 14.5 | 11 | 4.4 | 42.5x45x30 | 37.5 | 1.2 | 20.3 | 4 |
| 1000 | 22 | 226MHBS55KR## | 21 | 20.5 | 16.5 | 12 | 4.3 | 57.5x45x30 | | | | lugs |
| 1000 | 22 | 226MHBS55K2R | 21 | 14 | 13.5 | 10 | 5.1 | 57.5x45x30 | 52.5 | 1.2 | | 2 |
| 1000 | 22 | 226MHBS55K4R | 21 | 18.5 | 15 | 11 | 4.5 | 57.5x45x30 | 52.5 | 1.2 | 20.3 | 4 |
| 1000 | 30 | 306MHBS55KR## | 21 | 24 | 19 | 13.5 | 3.6 | 57.5x50x35 | | | | lugs |
| 1000 | 30 | 306MHBS55K2R | 21 | 14 | 14 | 11.5 | 4.3 | 57.5x50x35 | 52.5 | 1.2 | | 2 |
| 1000 | 30 | 306MHBS55K4R | 21 | 22 | 17.5 | 12.5 | 3.8 | 57.5x50x35 | 52.5 | 1.2 | 20.3 | 4 |
| 1000 | 33 | 336MHBS55K2R | 21 | 14 | 14 | 12 | 4.1 | 57.5x50x35 | 52.5 | 1.2 | | 2 |
| 1000 | 33 | 336MHBS55K4R | 21 | 23 | 18.5 | 13 | 3.5 | 57.5x50x35 | 52.5 | 1.2 | 20.3 | 4 |
| 1000 | 40 | 406MHBS55KR## | 21 | 27.5 | 22 | 16.5 | 3 | 57.5x57.5x38 | | | | lugs |
| 1000 | 40 | 406MHBS55K4R | 21 | 25 | 20 | 14.5 | 3.2 | 57.5x57.5x38 | 52.5 | 1.2 | 20.3 | 4 |
| 1000 | 40 | 406MHBS55K6R | 21 | 26 | 15 | 3 | 3 | 57.5x57.5x38 | 52.5 | 1.2 | 10.2 | 6 |
| 1100 | 1.2 | 125MHBS60K2H | 50 | 4.5 | 3.5 | 2.5 | 18 | 32x20x11 | 27.5 | 0.8 | | 2 |
| 1100 | 1.5 | 155MHBS60K2H | 50 | 5 | 4 | 3 | 15.5 | 32x22x13 | 27.5 | 1 | | 2 |
| 1100 | 2 | 205MHBS60K2H | 50 | 6 | 5 | 3.5 | 12.9 | 32x24.5x15 | 27.5 | 1 | | 2 |
| 1100 | 2.2 | 225MHBS60K2H | 50 | 6 | 5 | 3.5 | 12.2 | 32x24.5x15 | 27.5 | 1 | | 2 |
| 1100 | 2.5 | 255MHBS60K2H | 50 | 7 | 5.5 | 4 | 10.8 | 32x28x14 | 27.5 | 1.2 | | 2 |
| 1100 | 3 | 305MHBS60K2J | 34 | 6.5 | 5 | 4 | 11.8 | 42x25x14 | 37.5 | 1.2 | | 2 |

MHBS

2,4,6, lug lead radial box

| WVDC | Capacitance (µF) | IC PART NUMBER | dv/dt (V/µsec) | Maximum RMS Ripple Current (A) 100 kHz, +70°C | | | Typical ESR (mΩ) **, +25°C | Dimensions LxHxT (mm) | S (MM) | d (MM) | P (MM) | # Leads |
|------|------------------|----------------|----------------|---|-------|------|----------------------------|-----------------------|--------|--------|--------|---------|
| | | | | +15°C | +10°C | +5°C | | | | | | |
| 1100 | 3.3 | 335MHBS60K2H | 50 | 9 | 7 | 5 | 9.2 | 32x33x18 | 27.5 | 1.2 | | 2 |
| 1100 | 4 | 405MHBS60KJ## | 34 | 9.5 | 7.5 | 5.5 | 9.1 | 42.5x28x17 | | | | lugs |
| 1100 | 4 | 405MHBS60K2H | 50 | 9.5 | 7.5 | 5.5 | 8.1 | 32x33x18 | 27.5 | 1.2 | | 2 |
| 1100 | 4 | 405MHBS60K4H | 50 | 10.5 | 8.5 | 6 | 7.5 | 32x33x18 | 27.5 | 1.2 | 5.1 | 4 |
| 1100 | 4 | 405MHBS60K2J | 34 | 8.5 | 6.5 | 4.5 | 9.9 | 42.5x28x17 | 37.5 | 1.2 | | 2 |
| 1100 | 4.7 | 475MHBS60KJ## | 34 | 11.5 | 8.5 | 6.5 | 7.5 | 42.5x30x22 | | | | lugs |
| 1100 | 4.7 | 475MHBS60K2H | 50 | 11.5 | 9 | 7 | 7.4 | 32x37x22 | 27.5 | 1.2 | | 2 |
| 1100 | 4.7 | 475MHBS60K4H | 50 | 12.5 | 10 | 7.5 | 6.8 | 32x37x22 | 27.5 | 1.2 | 10.2 | 4 |
| 1100 | 4.7 | 475MHBS60K2J | 34 | 10 | 7.5 | 5.5 | 8.3 | 42.5x30x22 | 37.5 | 1.2 | | 2 |
| 1100 | 5 | 505MHBS60KJ## | 34 | 12 | 9 | 6.5 | 7.3 | 42.5x30x22 | | | | lugs |
| 1100 | 5 | 505MHBS60K2H | 50 | 12 | 9.5 | 7 | 7.2 | 32x37x22 | 27.5 | 1.2 | | 2 |
| 1100 | 5 | 505MHBS60K4H | 50 | 13 | 10.5 | 7.5 | 6.6 | 32x37x22 | 27.5 | 1.2 | 10.2 | 4 |
| 1100 | 5 | 505MHBS60K2J | 34 | 10.5 | 8 | 5.5 | 8.1 | 42.5x30x22 | 37.5 | 1.2 | | 2 |
| 1100 | 6.8 | 685MHBS60KJ## | 34 | 13 | 10.5 | 7.5 | 6.1 | 42.5x33.5x22 | | | | lugs |
| 1100 | 6.8 | 685MHBS60K2J | 34 | 11 | 9 | 6.5 | 6.9 | 42.5x33.5x22 | 37.5 | 1.2 | | 2 |
| 1100 | 6.8 | 685MHBS60K4J | 34 | 12 | 9.5 | 7 | 6.3 | 42.5x33.5x22 | 37.5 | 1.2 | 5.1 | 4 |
| 1100 | 7.5 | 755MHBS70KJ## | 41 | 17.5 | 13.5 | 10 | 5.3 | 42.5x37x28 | | | | lugs |
| 1100 | 7.5 | 755MHBS60KJA## | 34 | 14 | 11.5 | 8.5 | 5.8 | 41.5x40x20 | | | | lugs |
| 1100 | 7.5 | 755MHBS70K2J | 41 | 14 | 11.5 | 8.5 | 6.1 | 42.5x37x28 | 37.5 | 1.2 | | 2 |
| 1100 | 7.5 | 755MHBS60K2J | 34 | 11.5 | 9.5 | 6.5 | 6.6 | 42.5x33.5x22 | 37.5 | 1.2 | | 2 |
| 1100 | 7.5 | 755MHBS60K4J | 34 | 12.5 | 10.5 | 7.5 | 6 | 42.5x33.5x22 | 37.5 | 1.2 | 10.2 | 4 |
| 1100 | 7.5 | 755MHBS70K4J | 41 | 16 | 12.5 | 9 | 5.5 | 42.5x37x28 | 37.5 | 1.2 | 10.2 | 4 |
| 1100 | 10 | 106MHBS60KJ## | 34 | 18.5 | 14.5 | 10.5 | 4.7 | 42.5x37x28 | | | | lugs |
| 1100 | 10 | 106MHBS60KJA## | 34 | 18.5 | 14.5 | 10.5 | 4.7 | 41.5x44x24 | | | | lugs |
| 1100 | 10 | 106MHBS60K2J | 34 | 14 | 12.5 | 9 | 5.5 | 42.5x37x28 | 37.5 | 1.2 | | 2 |
| 1100 | 10 | 106MHBS60K2JA | 34 | 14 | 12.5 | 9 | 5.5 | 41.5x44x24 | 37.5 | 1.2 | | 2 |
| 1100 | 10 | 106MHBS60K4JA | 34 | 17 | 13.5 | 10 | 4.9 | 41.5x44x24 | 37.5 | 1.2 | 10.2 | 4 |
| 1100 | 10 | 106MHBS60K4J | 34 | 17 | 13.5 | 10 | 4.9 | 42.5x37x28 | 37.5 | 1.2 | 10.2 | 4 |
| 1100 | 12 | 126MHBS60KJ## | 34 | 20 | 15.5 | 11.5 | 4.2 | 42.5x45x30 | | | | lugs |
| 1100 | 12 | 126MHBS60K2J | 34 | 14 | 13.5 | 10 | 5 | 42.5x45x30 | 37.5 | 1.2 | | 2 |
| 1100 | 12 | 126MHBS60K4J | 34 | 18.5 | 14.5 | 10.5 | 4.4 | 42.5x45x30 | 37.5 | 1.2 | 20.3 | 4 |
| 1100 | 20 | 206MHBS60KR## | 23 | 21 | 17 | 12.5 | 4 | 57.5x45x30 | | | | lugs |
| 1100 | 20 | 206MHBS60K2R | 23 | 14 | 13.5 | 10 | 4.8 | 57.5x45x30 | 52.5 | 1.2 | | 2 |
| 1100 | 20 | 206MHBS60K4R | 23 | 19 | 15 | 11 | 4.2 | 57.5x45x30 | 52.5 | 1.2 | 20.3 | 4 |
| 1100 | 22 | 226MHBS60KR## | 23 | 23 | 18.5 | 13 | 3.8 | 57.5x50x35 | | | | lugs |
| 1100 | 22 | 226MHBS60K2R | 23 | 14 | 14 | 11 | 4.6 | 57.5x50x35 | 52.5 | 1.2 | | 2 |
| 1100 | 22 | 226MHBS60K4R | 23 | 21 | 17 | 12 | 4 | 57.5x50x35 | 52.5 | 1.2 | 20.3 | 4 |
| 1100 | 25 | 256MHBS70KR## | 28 | 26 | 21 | 15 | 3.4 | 0x0x0 | | | | lugs |
| 1100 | 25 | 256MHBS60K2R | 23 | 14 | 14 | 12 | 4.4 | 57.5x50x35 | 52.5 | 1.2 | | 2 |
| 1100 | 25 | 256MHBS60K4R | 23 | 22 | 17.5 | 12.5 | 3.8 | 57.5x50x35 | 52.5 | 1.2 | 20.3 | 4 |
| 1100 | 25 | 256MHBS70K4R | 28 | 23 | 19 | 13.5 | 3.6 | 57.5x57.5x38 | 52.5 | 1.2 | 20.3 | 4 |
| 1100 | 25 | 256MHBS70K6R | 28 | 24 | 19.5 | 14 | 3.4 | 57.5x57.5x38 | 52.5 | 1.2 | 10.2 | 6 |
| 1100 | 25 | 256MHBS60KR## | 23 | 24 | 19.5 | 14 | 3.6 | 57.5x50x35 | 52.5 | | | lugs |
| 1100 | 33 | 336MHBS60KR## | 23 | 25.5 | 20.5 | 15 | 3.1 | 57.5x57.5x38 | | | | lugs |
| 1100 | 33 | 336MHBS60K4R | 23 | 24.5 | 19.5 | 14.5 | 3.3 | 57.5x57.5x38 | 52.5 | 1.2 | 20.3 | 4 |
| 1100 | 35 | 356MHBS60K4R | 23 | 25 | 20 | 14.5 | 3.2 | 57.5x57.5x38 | 52.5 | 1.2 | 20.3 | 4 |
| 1100 | 35 | 356MHBS60K6R | 23 | 26 | 20.5 | 15 | 3 | 57.5x57.5x38 | 52.5 | 1.2 | 10.2 | 6 |
| 1275 | 0.68 | 684MHBS70K2H | 61 | 4 | 3 | 2.5 | 23 | 32x20x11 | 27.5 | 0.8 | | 2 |
| 1275 | 1 | 105MHBS70K2H | 61 | 5 | 4 | 3 | 17.8 | 32x22x13 | 27.5 | 1 | | 2 |
| 1275 | 1.5 | 155MHBS70K2H | 61 | 6 | 4.5 | 3.5 | 14 | 32x24.5x15 | 27.5 | 1 | | 2 |
| 1275 | 2 | 205MHBS70K2H | 61 | 8 | 6.5 | 4.5 | 11.5 | 32x33x18 | 27.5 | 1.2 | | 2 |
| 1275 | 2.2 | 225MHBS70K2H | 61 | 8.5 | 6.5 | 4.5 | 10.8 | 32x33x18 | 27.5 | 1.2 | | 2 |
| 1275 | 2.2 | 225MHBS70K2J | 41 | 6.5 | 5 | 4 | 12.5 | 42.5x25x14 | 37.5 | 1.2 | | 2 |
| 1275 | 2.5 | 255MHBS70K2H | 61 | 9 | 7 | 5 | 9.7 | 32x33x18 | 27.5 | 1.2 | | 2 |
| 1275 | 3 | 305MHBS70KJ## | 41 | 9.5 | 7.5 | 5.5 | 9.3 | 42.5x28x17 | | | | lugs |
| 1275 | 3 | 305MHBS70K2H | 61 | 9.5 | 7.5 | 5.5 | 8.6 | 32x33x18 | 27.5 | 1.2 | | 2 |
| 1275 | 3 | 305MHBS70K2J | 41 | 8 | 6.5 | 5 | 10.1 | 42.5x28x17 | 37.5 | 1.2 | | 2 |
| 1275 | 3.3 | 335MHBS70KJ## | 41 | 10.5 | 8.5 | 6 | 8.8 | 42.5x30x22 | | | | lugs |

MHBS

2,4,6, lug lead radial box

| WVDC | Capacitance (µF) | IC PART NUMBER | dv/dt (V/µsec) | Maximum RMS Ripple Current (A) 100 kHz, +70°C | | | Typical ESR (mΩ) **, +25°C | Dimensions LxHxT (mm) | S (MM) | d (MM) | P (MM) | # Leads |
|------|------------------|----------------|----------------|---|-------|------|----------------------------|-----------------------|--------|--------|--------|---------|
| | | | | +15°C | +10°C | +5°C | | | | | | |
| 1275 | 3.3 | 335MHBS70K2H | 61 | 11 | 8.5 | 6.5 | 8.1 | 32x37x22 | 27.5 | 1.2 | | 2 |
| 1275 | 3.3 | 335MHBS70K4H | 61 | 12 | 9 | 6.5 | 7.5 | 32x37x22 | 27.5 | 1.2 | 10.2 | 4 |
| 1275 | 3.3 | 335MHBS70K2J | 41 | 9 | 7.5 | 5.5 | 9.6 | 42.5x30x22 | 37.5 | 1.2 | | 2 |
| 1275 | 4 | 405MHBS70KJ## | 41 | 11.5 | 9 | 6.5 | 7.9 | 42.5x30x22 | | | | lugs |
| 1275 | 4 | 405MHBS70K2H | 61 | 12 | 9.5 | 7 | 7.1 | 32x37x22 | 27.5 | 1.2 | | 2 |
| 1275 | 4 | 405MHBS70K4H | 61 | 13.5 | 10.5 | 7.5 | 6.5 | 32x37x22 | 27.5 | 1.2 | 10.2 | 4 |
| 1275 | 4 | 405MHBS70K2J | 41 | 10 | 8 | 6 | 8.7 | 42.5x30x22 | 37.5 | 1.2 | | 2 |
| 1275 | 4.7 | 475MHBS70KJ## | 41 | 12.5 | 10 | 7.5 | 7.1 | 42.5x33.5x22 | | | | lugs |
| 1275 | 4.7 | 475MHBS70K2J | 41 | 10.5 | 8.5 | 6 | 7.9 | 42.5x33.5x22 | 37.5 | 1.2 | | 2 |
| 1275 | 4.7 | 475MHBS70K4J | 41 | 11.5 | 9 | 6.5 | 7.3 | 42.5x33.5x22 | 37.5 | 1.2 | 5.1 | 4 |
| 1275 | 5 | 505MHBS70KJ## | 41 | 12.5 | 10 | 7.5 | 6.9 | 42.5x33.5x22 | | | | lugs |
| 1275 | 5 | 505MHBS70K2J | 41 | 10.5 | 8.5 | 6.5 | 7.7 | 42.5x33.5x22 | 37.5 | 1.2 | | 2 |
| 1275 | 5 | 505MHBS70K4J | 41 | 11.5 | 9 | 6.5 | 7.1 | 42.5x33.5x22 | 37.5 | 1.2 | 5.1 | 4 |
| 1275 | 6.8 | 685MHBS70KJA## | 41 | 16 | 12.5 | 9.5 | 5.7 | 41.5x44x24 | | | | lugs |
| 1275 | 6.8 | 685MHBS70K2JA | 41 | 13.5 | 11 | 8 | 6.5 | 41.5x44x24 | 37.5 | 1.2 | | 2 |
| 1275 | 6.8 | 685MHBS70K4JA | 41 | 14.5 | 11.5 | 8.5 | 5.9 | 41.5x44x24 | 37.5 | 1.2 | 10.2 | 4 |
| 1275 | 7.5 | 755MHBS70KJA## | 41 | 17.5 | 13.5 | 10 | 5.3 | 41.5x44x24 | | | | lugs |
| 1275 | 7.5 | 755MHBS70K2JA | 41 | 14 | 11.5 | 8.5 | 6.1 | 41.5x44x24 | 37.5 | 1.2 | | 2 |
| 1275 | 7.5 | 755MHBS70K4JA | 41 | 16 | 12.5 | 9 | 5.5 | 41.5x44x24 | 37.5 | 1.2 | 10.2 | 4 |
| 1275 | 10 | 106MHBS70KJ## | 41 | 20 | 15.5 | 11.5 | 4.3 | 42.5x45x30 | | | | lugs |
| 1275 | 10 | 106MHBS70K2J | 41 | 14 | 13 | 9.5 | 5.1 | 42.5x45x30 | 37.5 | 1.2 | | 2 |
| 1275 | 10 | 106MHBS70K4J | 41 | 18 | 14 | 10.5 | 4.5 | 42.5x45x30 | 37.5 | 1.2 | 20.3 | 4 |
| 1275 | 12 | 126MHBS70KR## | 28 | 18.5 | 14.5 | 10 | 5.2 | 57.5x45x30 | | | | lugs |
| 1275 | 12 | 126MHBS70K2R | 28 | 14 | 12.5 | 9 | 6 | 57.5x45x30 | 52.5 | 1.2 | | 2 |
| 1275 | 12 | 126MHBS70K4R | 28 | 17 | 13.5 | 9.5 | 5.4 | 57.5x45x30 | 52.5 | 1.2 | 20.3 | 4 |
| 1275 | 15 | 156MHBS70KR## | 28 | 19.5 | 15.5 | 11.5 | 4.6 | 57.5x45x30 | | | | lugs |
| 1275 | 15 | 156MHBS70K2R | 28 | 14 | 13 | 10 | 5.4 | 57.5x45x30 | 52.5 | 1.2 | | 2 |
| 1275 | 15 | 156MHBS70K4R | 28 | 18 | 14.5 | 10.5 | 4.8 | 57.5x45x30 | 52.5 | 1.2 | 20.3 | 4 |
| 1275 | 20 | 206MHBS70KR## | 28 | 23.5 | 19 | 13.5 | 3.8 | 57.5x50x35 | | | | lugs |
| 1275 | 20 | 206MHBS70K2R | 28 | 14 | 14 | 11.5 | 4.6 | 57.5x50x35 | 52.5 | 1.2 | | 2 |
| 1275 | 20 | 206MHBS70K4R | 28 | 21.5 | 17.5 | 12 | 4 | 57.5x50x35 | 52.5 | 1.2 | 20.3 | 4 |