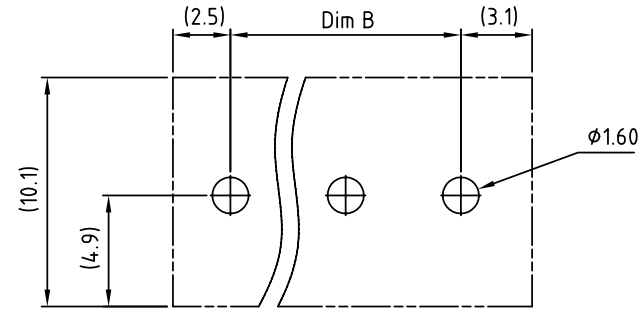
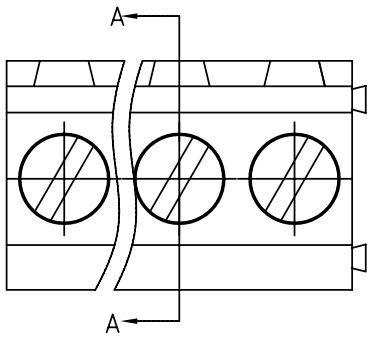


SIGN	DATE	DESCRIPTION	APPROVER
△	2/4 06	Electrical and part No is Changed	xionghaitao
THIS IS CAD DRAWING, DO NOT REVISE MANUALLY!!!			



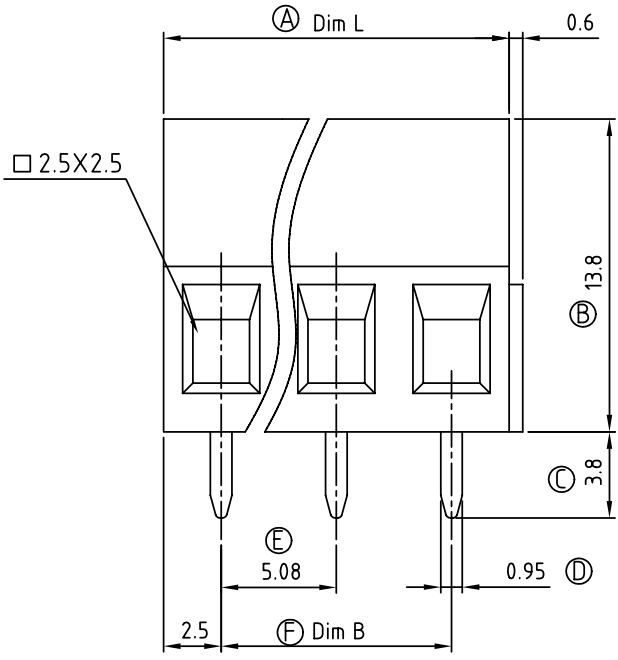
P.C.B LAYOUT

Material

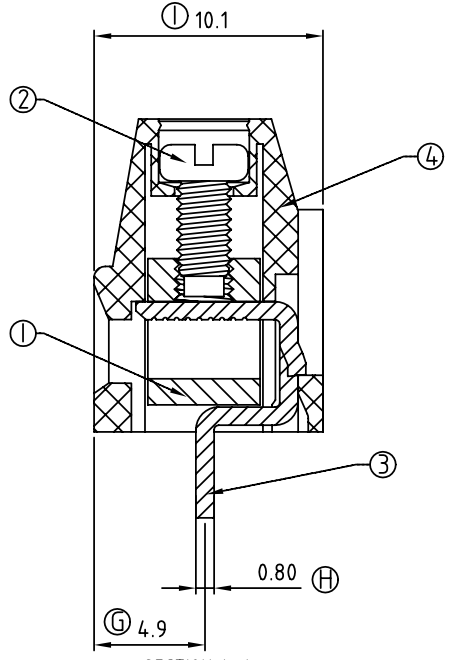
- Item ① Clamp: Brass, Ni plated
- Item ② Terminal screw: Steel Zinc plating "-" slot type
- Item ③ Wire guard solder pin: Brass, Tin plated
- Item ④ Terminal housing: Thermoplastic (UL94V-0)

Electrical UL

- Voltage rating: 300VAC
- Current rating: 10A
- Wire range:
  - Solid wire(AWG): 12-24
  - Stranded wire(AWG): 12-24
- Torque(Lb-In): 3.5
- Screw: M2.5
- Wire strip length: 6-7mm
- Withstanding Voltage: 1.6KV
- Operating temperature: -40°C to +115°C
- Soldering temperature: 250°C±10°C/5 Sec
- Safety Approval:

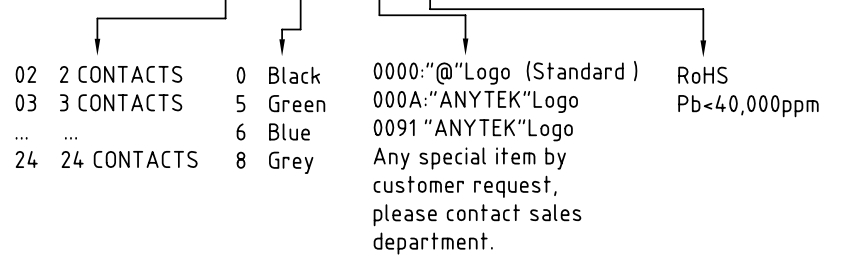


N=Number of contacts



SECTION A-A

YD xx 21 x 0 xxxx G



Poles	02	03	04	05	06	07	08	09	10	11	12	13
Dim L	10.16	15.24	20.32	25.40	30.48	35.56	40.64	45.72	50.80	55.88	60.96	66.04
Dim B	5.08	10.16	15.24	20.32	25.40	30.48	35.56	40.64	45.72	50.80	55.88	60.96
TOL	±0.15					±0.20					±0.25	
Poles	14	15	16	17	18	19	20	21	22	23	24	
Dim L	71.12	76.20	81.28	86.36	91.44	96.52	101.60	106.68	111.76	116.84	121.92	
Dim B	66.04	71.12	76.20	81.28	86.36	91.44	96.52	101.60	106.68	111.76	116.84	
TOL	±0.25					±0.30						

ANYTEK

CUSTOMER COPY

ALL RIGHTS RESERVED. REPRODUCTION OR ISSUE TO THIRD PARTIES IN ANY FORM WHATSOEVER IS NOT PERMITTED WITHOUT WRITTEN AUTHORITY FROM THE PROPRIETOR. PROPERTY OF ANYTEK TECHNOLOGY CO., LTD

TITLE		YD-5.08mm Series 2P-24P	
PART NO.	YDxx21x0xxxxG △	DWG NO.	8YD0101
APPROVED	CHECKED	DESIGNED	DRAWN
		Aaron 2009.06.19	Aaron 2009.06.19
		UNIT: mm SCALE: NONE SHEET: 01/01 REV.: D	
		Tolerance X. ±0.50 X.X ±0.30 X.XX ±0.10 X° ±1°	