

## TESS WIRELESS SENSOR TAG DEMO V1.1

Standard 2.4GHz Wireless Communication Tag

Humidity: 0 - 100% RH

Temperature: -20°C to +85°C

Pressure: 300 to 1,200mBar

iOS, Android™ and Windows® PC Compatible

### Applications

- ◆ Smart building
- ◆ Smart home
- ◆ HVAC controller
- ◆ Maintenance
- Smartphones and tablets accessories

The sensor tag demo V1.1 reports humidity, temperature and barometric pressure through a standard low power 2.4GHz wireless communication protocol.

It is based on the MEAS low power digital component sensors HTU21D(F) for RH/T (datasheet HPC199) and MEAS ultra-compact micro-altimeter MS5637 (datasheet DA5637-02BA03).

The mobile application is available for free download using the Google Play™ Store for Android™ or the App Store for iOS. It will turn your smart phone or tablet into a display and datalog terminal. Refer to the WPC001 and WPC005 for installation guidelines and user manual

An optional USB dongle is available to connect the sensor tag to your personal laptop. Refer to the WPC002 for Windows® application installation.

The tag has been designed for an expected life time of 1 year on a standard CR2032 cell battery at one acquisition per second.

BLE Services

HTU21D SERVICE

UUID	F000AA20-0451-4000-B000-000000000000
------	--------------------------------------

AVAILABLE CHARACTERISTICS

Name	UUID	Bytes	Read / Write	Notified
Data	F000AA21-0451-4000-B000-000000000000	6	Read	YES
Status	F000AA2F-0451-4000-B000-000000000000	1	Read	NO

DATA CHARACTERISTIC BYTES FIELDS

Byte 0	Byte 1	Byte 2	Byte 3	Byte 4	Byte 5
Temperature Word MSB	Temperature Word LSB	Temperature CRC	Humidity Word MSB	Humidity Word LSB	Humidity CRC

CONVERSION

Temperature (°C) =  $-46.85 + 175.72 \times \text{Temperature Word} / 2^{16}$

Humidity (%RH) =  $-6 + 125 \times \text{Humidity Word} / 2^{16}$

CRC

Generator polynomial	$X^8 + X^5 + X^4 + 1$
Initialization value	0x00
Final operation	None

Please refer to HTU21D (F) Sensor Datasheet for more information.

STATUS

0x00	OK
0x01	Sensor error

# TESS WIRELESS SENSOR TAG DEMO V1.1

## MS5637 SERVICE

UUID	F000AA40-0451-4000-B000-000000000000
------	--------------------------------------

## AVAILABLE CHARACTERISTICS

Name	UUID	Bytes	Read / Write	Notified
Data	F000AA41-0451-4000-B000-000000000000	6	Read	YES
Calibration	F000AA43-0451-4000-B000-000000000000	12	Read	NO
Status	F000AA4F-0451-4000-B000-000000000000	1	Read	NO

## DATA CHARACTERISTIC BYTES FIELDS

Byte 0	Byte 1	Byte 2	Byte 3	Byte 4	Byte 5
D1 MSB	D1	D1 LSB	D2 MSB	D2	D2 LSB

D1 and D2 are both 24 bits words.

## CALIBRATION CHARACTERISTIC BYTES FIELDS

Byte 0	C1 MSB
Byte 1	C1 LSB
Byte 2	C2 MSB
Byte 3	C2 LSB
Byte 4	C3 MSB
Byte 5	C3 LSB

Byte 6	C4 MSB
Byte 7	C4 LSB
Byte 8	C5 MSB
Byte 9	C5 LSB
Byte 10	C6 MSB
Byte 11	C6 LSB

## CONVERSION

$$dT = D2 - C5 \times 2^8$$

$$TEMP = 2000 + dT \times C6 / 2^{23}$$

$$OFF = C2 \times 2^{17} + (C4 \times dT) / 2^6$$

$$SENS = C1 \times 2^{16} + (C3 \times dT) / 2^7$$

$$P = (D1 \times SENS / 2^{21} - OFF) / 2^{15}$$

$$\text{Temperature (}^\circ\text{C)} = TEMP / 100$$

$$\text{Pressure (hPa)} = P / 100$$

Please refer to MS5637 Sensor Datasheet for more information.

## STATUS

0x00	OK
0x01	Sensor error

## Battery Service

UUID	F000180F-0451-4000-B000-000000000000
------	--------------------------------------

## AVAILABLE CHARACTERISTICS

Name	UUID	Bytes	Read / Write	Notified
Data	F0002A19-0451-4000-B000-000000000000	2	Read	YES

## DATA CHARACTERISTIC BYTES FIELDS

Byte 0	Byte 1
Battery Level (%)	Status

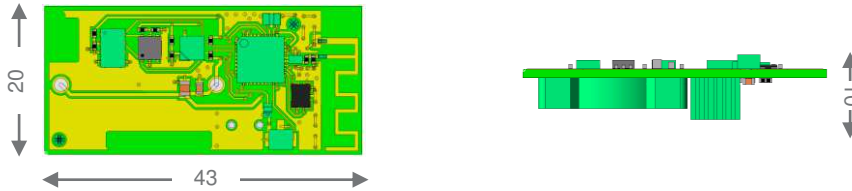
## CONVERSION

0% to 100% represents a supply voltage from 2.0V to 3.0V with 1%/bit resolution.



## STATUS

0x00	Discharging
0x01	Charging

## Dimensions (mm)



## Ordering Information

Description	Part Number
BLE Sensor Tag Demo for use with free Android or iOS application.	WPP100B001 
BLE Sensor Tag Demo for use with USB dongle Key for Windows PC.	WPP109B001 

## Reference Material

- ◆ WPC001:  
Android™ Application installation guidelines
- ◆ WPC002:  
Windows® PC Software installation guidelines
- ◆ WPC005:  
iOS Application installation guidelines

### NORTH AMERICA

Measurement Specialties, Inc.,  
a TE Connectivity company  
Tel: 800-522-6752 (option 2)  
Email: [customercare.ando@te.com](mailto:customercare.ando@te.com)

### EUROPE

MEAS France SAS,  
a TE Connectivity company  
Tel: 800-440-5100  
Email: [customercare.tlse@te.com](mailto:customercare.tlse@te.com)

### ASIA

Measurement Specialties (China) Ltd.,  
a TE Connectivity company  
Tel: 0400-820-6015  
Email: [customercare.chdu@te.com](mailto:customercare.chdu@te.com)

### TE.com/sensorsolutions

Measurement Specialties, Inc., a TE Connectivity company.

TE Connectivity, TE, TE connectivity (logo) are trademarks. All other logos, products and/or company names referred to herein might be trademarks of their respective owners.

The information given herein, including drawings, illustrations and schematics which are intended for illustration purposes only, is believed to be reliable. However, TE Connectivity makes no warranties as to its accuracy or completeness and disclaims any liability in connection with its use. TE Connectivity's obligations shall only be as set forth in TE Connectivity's Standard Terms and Conditions of Sale for this product and in no case will TE Connectivity be liable for any incidental, indirect or consequential damages arising out of the sale, resale, use or misuse of the product. Users of TE Connectivity products should make their own evaluation to determine the suitability of each such product for the specific application.

© 2017 TE Connectivity Ltd. family of companies All Rights Reserved.