

General Specifications

Motor Protection:

Auto Restart/Polarity Protection

Insulation Resistance:

10M Ω or over with a DC500V Megger

Dielectric Withstand Voltage: AC 700V 1s

Allowable Ambient Temperature Range:

-10°C ~ +70°C (Operating)

-40°C ~ +70°C (Storage)

(non-condensing environment)

Expected Life

Failure Rate: 10%

60°C 40,000 Hours (AA/EA)

Material

Casing : Plastic (Black) 94V-0

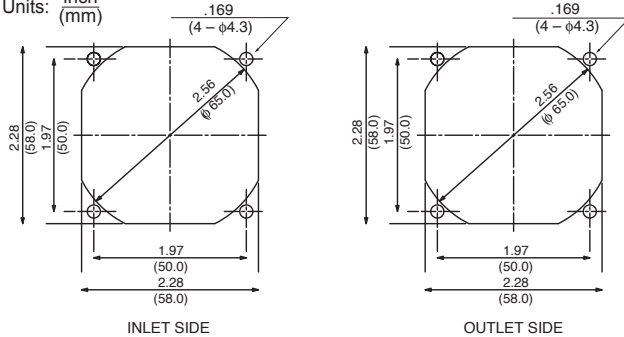
Impeller : Plastic (Black) 94V-0

Bearing : Ball Bearing

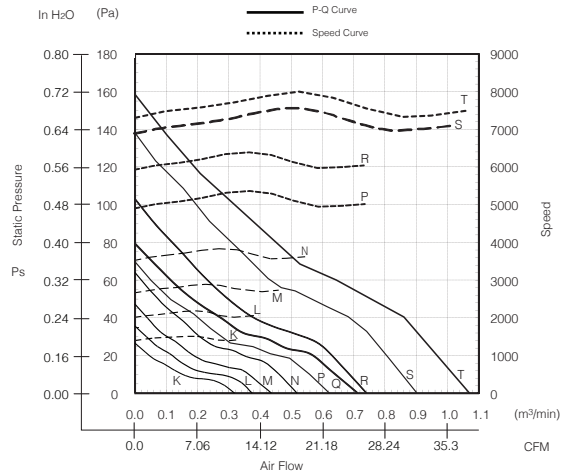
Lead Wire : UL3385, AWG26, +Red, -Black

Panel Cut-Outs

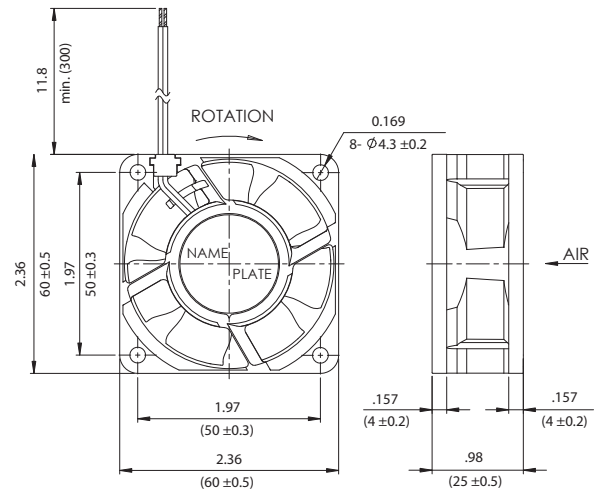
Units: inch (mm)



Characteristic Curves



Outline



Specifications

MODEL	LEGACY P/N	Rated Voltage	Operating Voltage	Current	Input Power	Speed	Max. Air Flow		Max. Static Pressure		Noise	Mass
		(V)	(V)	(A) ^{*1}	(W) ^{*1}	(min ⁻¹) ^{*1}	CFM ^{*1}	(m ³ /min) ^{*1}	in H ₂ O	(Pa) ^{*1}	(dB) ^{*1}	(g)
06025SA-12K-AA-D0	2410SB-04W-B20-B00	12	6.0 ~ 13.8	0.06	0.72	3000	14.5	0.41	0.10	26	17.0	56
06025SA-12L-AA-D0	2410SB-04W-B30-B00	12	6.0 ~ 13.8	0.08	0.96	3500	16.9	0.48	0.14	35	22.5	56
06025SA-12M-AA-D0	2410SB-04W-B40-B00	12	6.0 ~ 13.8	0.10	1.20	4000	19.8	0.56	0.18	46	26.5	56
06025SA-12N-AA-D0	2410SB-04W-B50-B00	12	6.0 ~ 13.8	0.15	1.80	4700	23.3	0.66	0.25	63	32.0	56
06025SA-12P-AA-D0	2410SB-04W-B60-B00	12	6.0 ~ 13.8	0.17	2.04	4900	24.0	0.68	0.27	68	33.0	56
06025SA-12Q-AA-D0	2410SB-04W-B70-B00	12	6.0 ~ 13.2	0.20	2.40	5300	26.8	0.76	0.32	80	35.0	56
06025SA-12R-AA-D0	2410SB-04W-B80-B00	12	10.8 ~ 13.2	0.23	2.76	6000	30.0	0.85	0.41	101	38.5	56
06025SA-12S-AA-D0	2410SB-04W-B90-B00	12	7.0 ~ 13.2	0.34	4.08	7000	35.7	1.01	0.55	138	42.5	56
06025SA-12T-AA-D0	2410SB-04W-BA0-B00	12	10.8 ~ 13.2	0.43	5.16	7500	37.8	1.07	0.63	158	47.0	56

Specifications

MODEL	LEGACY P/N	Rated Voltage	Operating Voltage	Current	Input Power	Speed	Max. Air Flow		Max. Static Pressure		Noise	Mass
		(V)	(V)	(A) ^{*1}	(W) ^{*1}	(min ⁻¹) ^{*1}	CFM ^{*1}	(m ³ /min) ^{*1}	in H ₂ O	(Pa) ^{*1}	(dB) ^{*1}	(g)
06025SA-24K-AA-D0	2410SB-05W-B20-B00	24	12.0 ~ 27.6	0.03	0.72	3000	14.5	0.41	0.10	26	17.0	56
06025SA-24L-AA-D0	2410SB-05W-B30-B00	24	12.0 ~ 27.6	0.04	0.96	3500	16.9	0.48	0.14	35	22.5	56
06025SA-24M-AA-D0	2410SB-05W-B40-B00	24	12.0 ~ 27.6	0.06	1.44	4000	19.8	0.56	0.18	46	26.5	56
06025SA-24N-AA-D0	2410SB-05W-B50-B00	24	12.0 ~ 27.6	0.08	1.92	4700	23.3	0.56	0.25	63	32.0	56
06025SA-24P-AA-D0	2410SB-05W-B60-B00	24	12.0 ~ 27.6	0.07	1.68	4900	24.0	0.68	0.27	68	33.0	56
06025SA-24Q-AA-D0	2410SB-05W-B70-B00	24	12.0 ~ 27.6	0.10	2.40	5300	26.8	0.76	0.32	80	35.0	56
06025SA-24R-AA-D0	2410SB-05W-B80-B00	24	12.0 ~ 27.6	0.10	2.40	6000	30.0	0.85	0.41	101	38.5	56
06025SA-24S-AA-D0	2410SB-05W-B90-B00	24	12.0 ~ 27.6	0.17	4.08	7000	35.7	1.01	0.55	138	42.5	56
06025SA-24T-AA-D0	2410SB-05W-BA0-B00	24	10.0 ~ 26.4	0.18	4.32	7500	37.8	1.07	0.64	159	47.0	56

Rotation: Clockwise

Airflow Outlet: Air Out Over Struts

*1: Average Values in Free Air

PWM/Locked Rotor/Tach Available