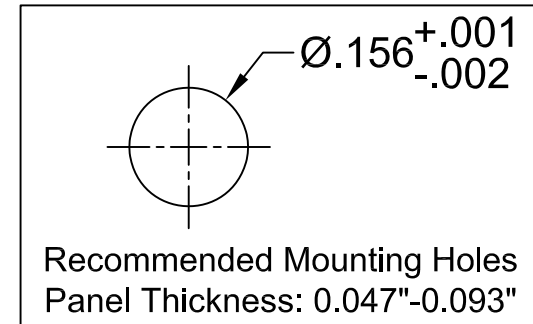
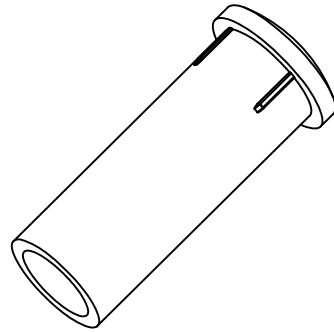
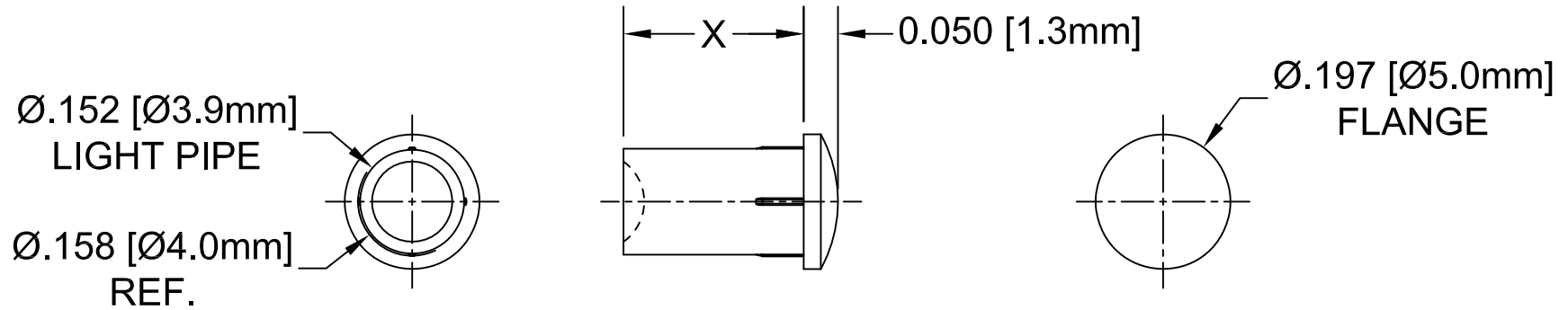


REV.	DESCRIPTION	DATE	APPROVED
G	Mounting Hole Tolerance Update	01/14/10	T. Y.
H	Updated General Specifications Note 1.	10/01/12	T. Y.
J	Updated For Concavity Face Clarification.	07/29/14	J. C.
K	Added Panel Thickness.	05/01/15	J. C.



Part No.	X = Body Length
PLP5-2-125	0.125 (3.2mm)
PLP5-2-250	0.250 (6.4mm)
PLP5-2-350	0.350 (8.9mm)
PLP5-2-375	0.375 (9.5mm)
PLP5-2-500	0.500 (12.7mm)
PLP5-2-625	0.625 (15.9mm)
PLP5-2-750	0.750 (19.0mm)
PLP5-2-1000	1.000 (25.4mm)
PLP5-2-1250	1.250 (31.8mm)
PLP5-2-1500	1.500 (38.1mm)

2. MATERIAL: POLYCARBONATE, 94V-0, CLEAR.

1. GENERAL SPECIFICATIONS: BIVAR MOLDED COMPONENT SPECIFICATION BV00-E101 and BSMC-1001.

STANDARD TOLERANCE (UNLESS OTHERWISE SPECIFIED)		 <b>BIVAR</b> <sup>®</sup> 4 THOMAS, IRVINE, CA. 92618 TEL: (949) 951-8808 FAX: (949) 951-3974	
DECIMALS	ANGULAR		
.X ± .1	X° ± 1°	 <b>TITLE:</b> PRESS-FIT PANEL MOUNT LIGHT PIPE, LOW PROFILE ROUND, 5mm	
.XX ± .01			
.XXX ± .005			
DESIGNED: <b>Michael Chen</b>	DATE: <b>03/05/03</b>	<b>PART NO:</b> PLP5-2-XXX	REVISION: <b>K</b>
CHECKED: <b>D. Green</b>	DATE: <b>03/05/03</b>	<b>CAGE CODE:</b> 32559	<b>SHEET # 1 OF 1</b>
CAD GENERATED DOCUMENT, DO NOT MEASURE DRAWING.			