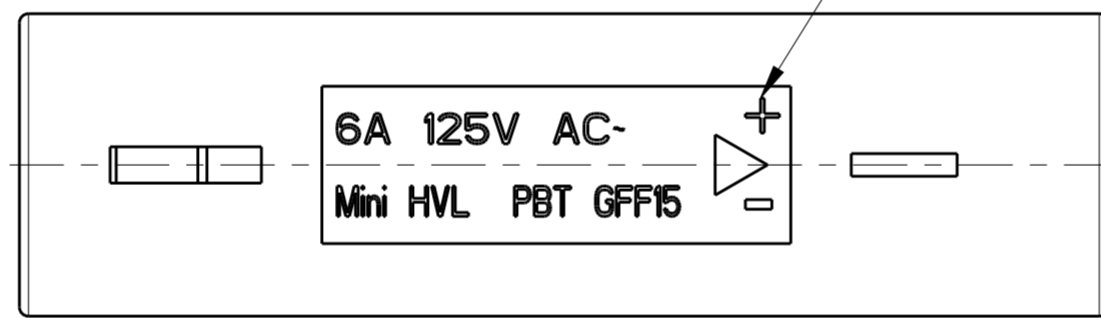
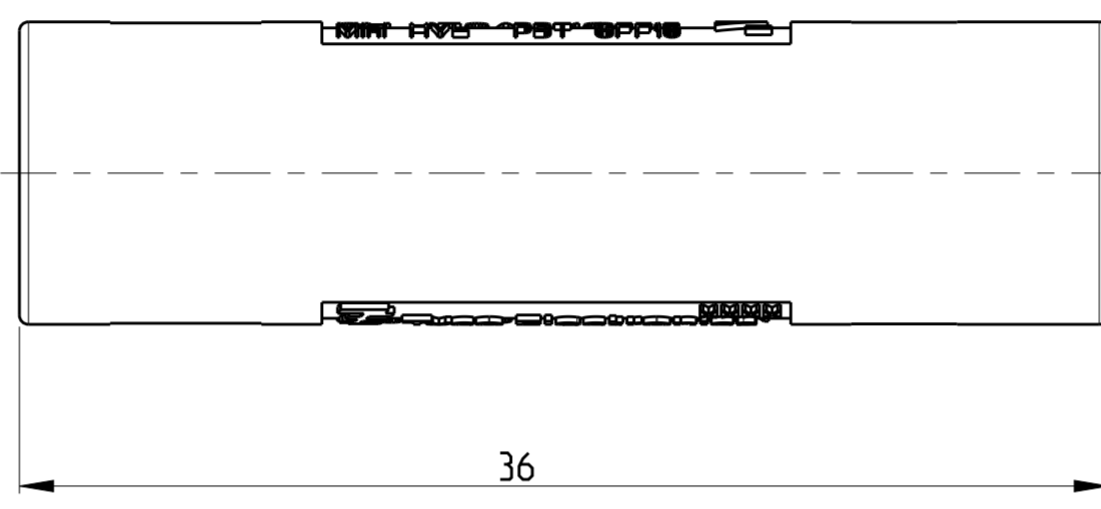
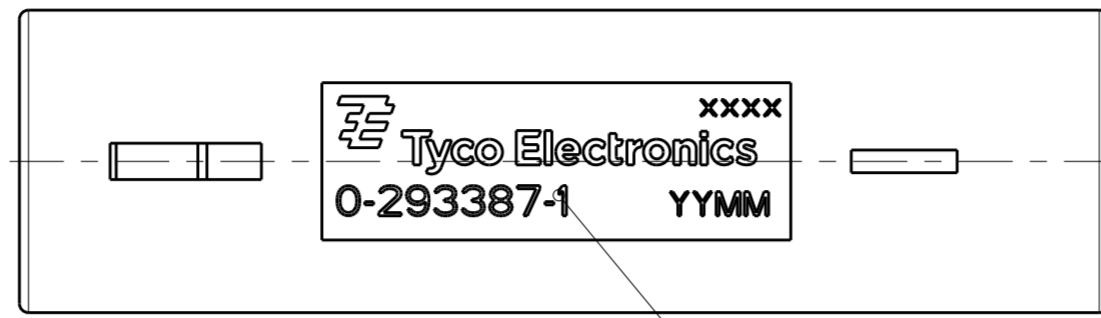
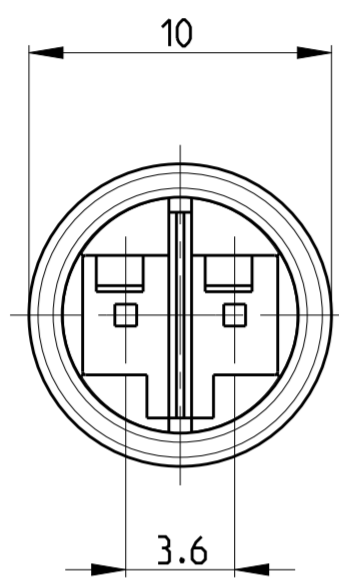


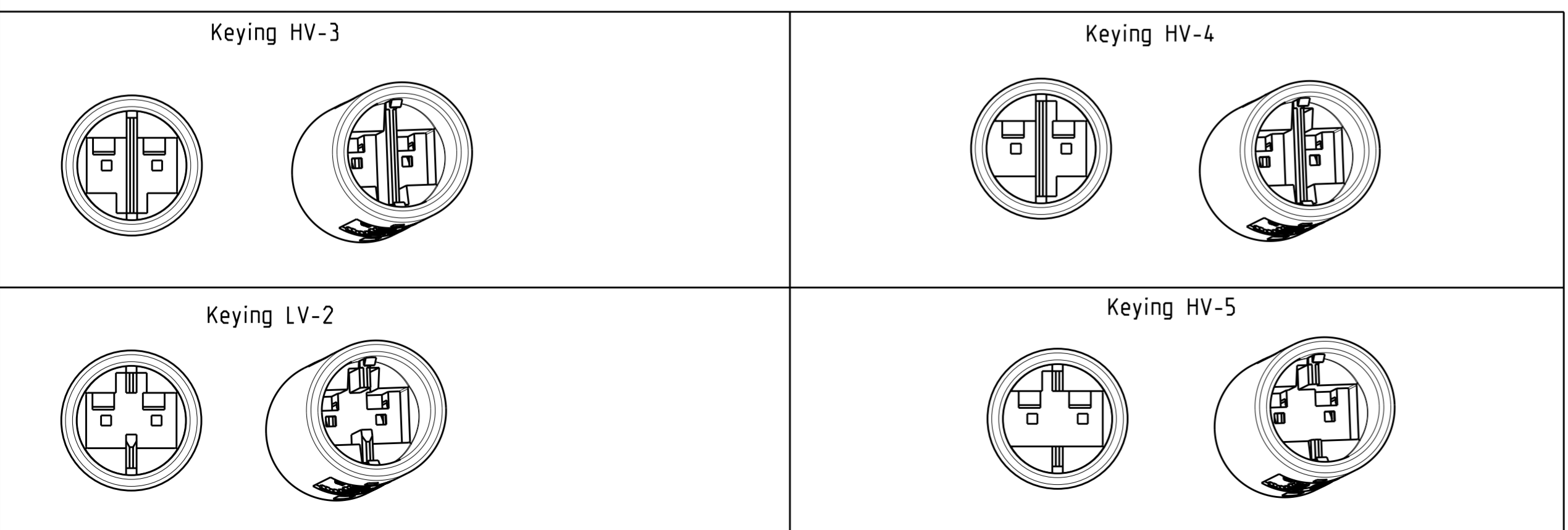
THIS DRAWING IS UNPUBLISHED. RELEASED FOR PUBLICATION 20
 © COPYRIGHT 20 BY - ALL RIGHTS RESERVED.

LOC	DIST	REVISIONS					
		P	LTR	DESCRIPTION	DATE	DWN	APVD
		B1		REVISED PER ECR-13-003447	11MAR2013	RS	DD
		E		REVISED PER ECR-16-005692	02JUN2016	RS	JL
		F		REVISED PER ECR-16-017348	24FEB2017	RK	JL



- Remarks:
1. cavities designed for MQS pin contact PN 1740335-x
 2. Counterpart is Plug PN 293388-x
- 3 Polarity marking +/- permanent / usable for DC version
 - 4 PN specific marking
 - 5 PBT 15GF, UL 94 V0 WHITE COLOR

P/N 293387-1 AS SHOWN



	LV-2	WHITE 5	LOW-VOLTAGE 125VAC/VDC	7A/125VAC/VDC =	293387-4
	HV-5	WHITE 5	HIGH-VOLTAGE 125V AC	6A/125V AC~	293387-3
	HV-4	WHITE 5	HIGH-VOLTAGE 125V AC	6A/125V AC~	293387-2
	HV-3	WHITE 5	HIGH-VOLTAGE 125V AC	6A/125V AC~	293387-1
Note	Keying	COLOR/MATERIAL	REMARKS	Marking 4	PN

THIS DRAWING IS A CONTROLLED DOCUMENT.

DIMENSIONS: mm	TOLERANCES UNLESS OTHERWISE SPECIFIED:	DWN A. Vecchia 12FEB2009	TE Connectivity NECTOR S Lighting System Outlet
		CHK G. Turco 12FEB2009	
		APVD G. Turco 12FEB2009	
		PRODUCT SPEC	
MATERIAL 5		APPLICATION SPEC	RESTRICTED TO
		WEIGHT 2.2g	SIZE A2 CAGE CODE 00779 DRAWING NO G-293387
		CUSTOMER DRAWING	SCALE 3:1 SHEET 1 OF 1 REV F