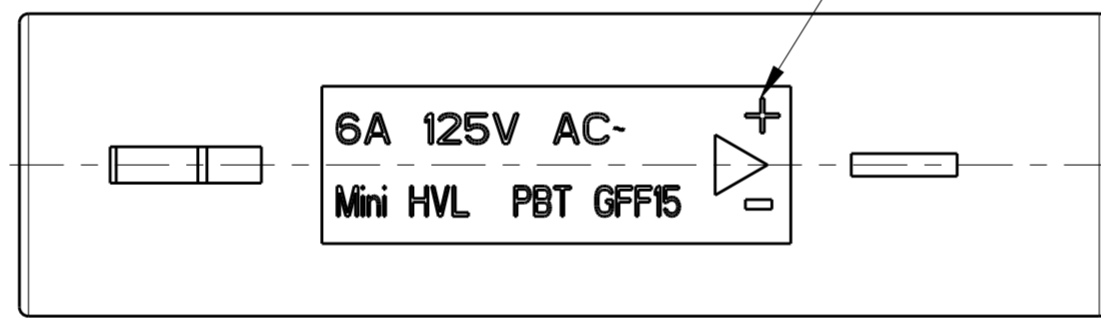
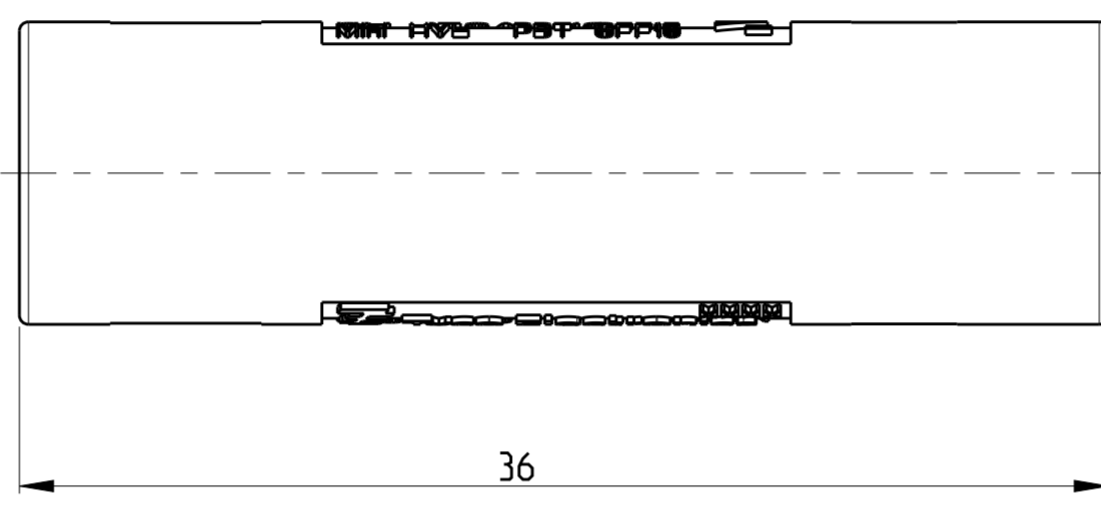
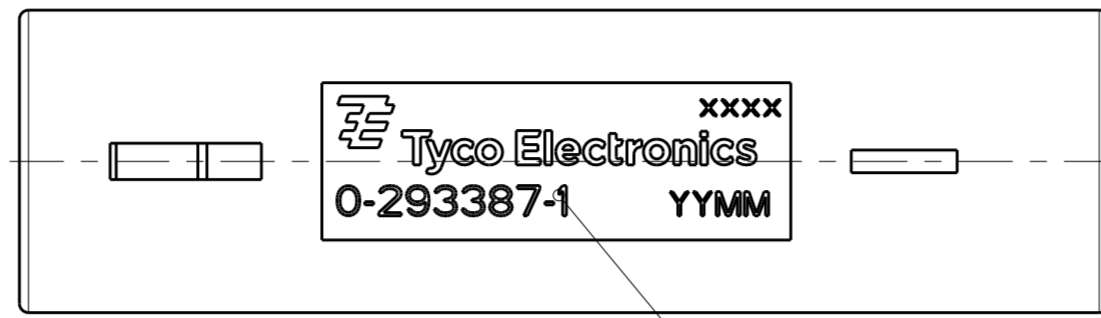
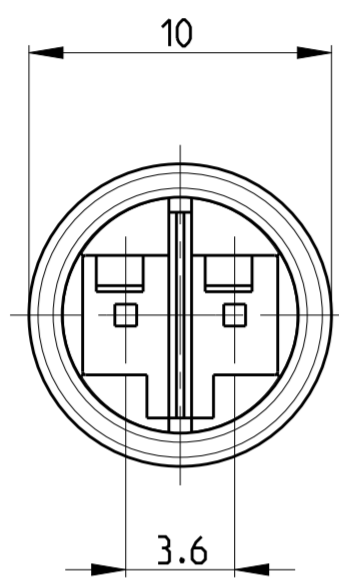


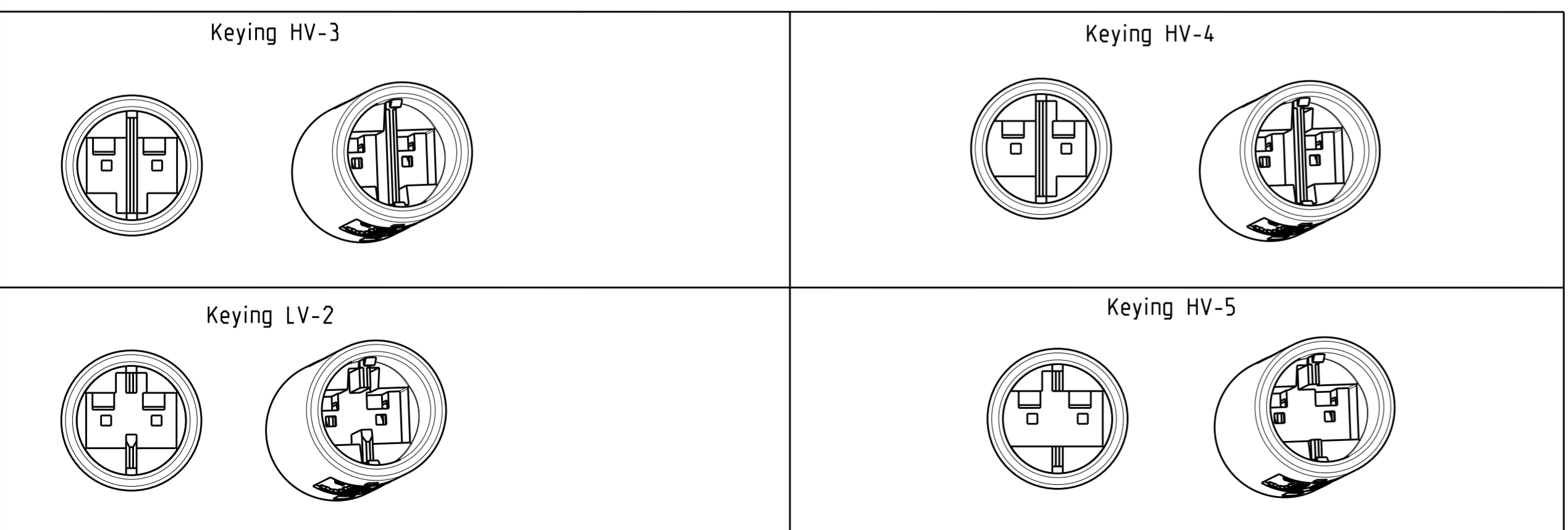
THIS DRAWING IS UNPUBLISHED. RELEASED FOR PUBLICATION 20
 © COPYRIGHT 20 BY - ALL RIGHTS RESERVED.

LOC	DIST	REVISIONS					
		P	LTR	DESCRIPTION	DATE	DWN	APVD
		B1		REVISED PER ECR-13-003447	11MAR2013	RS	DD
		E		REVISED PER ECR-16-005692	02JUN2016	RS	JL
		F		REVISED PER ECR-16-017348	24FEB2017	RK	JL



- Remarks:
1. cavities designed for MQS pin contact PN 1740335-x
 2. Counterpart is Plug PN 293388-x
- 3 Polarity marking +/- permanent / usable for DC version
 - 4 PN specific marking
 - 5 PBT 15GF, UL 94 V0 WHITE COLOR

P/N 293387-1 AS SHOWN



Note	Keying	COLOR/MATERIAL	REMARKS	Marking 4	PN
	LV-2	WHITE 5	LOW-VOLTAGE 125VAC/VDC		293387-4
	HV-5	WHITE 5	HIGH-VOLTAGE 125V AC		293387-3
	HV-4	WHITE 5	HIGH-VOLTAGE 125V AC		293387-2
	HV-3	WHITE 5	HIGH-VOLTAGE 125V AC		293387-1

THIS DRAWING IS A CONTROLLED DOCUMENT.

DIMENSIONS: mm	TOLERANCES UNLESS OTHERWISE SPECIFIED:	DWN A. Vecchia 12FEB2009	TE Connectivity NECTOR S Lighting System Outlet
		CHK G. Turco 12FEB2009	
		APVD G. Turco 12FEB2009	
MATERIAL 5	FINISH	PRODUCT SPEC	NAME
		APPLICATION SPEC	SIZE CAGE CODE DRAWING NO
		WEIGHT 2.2g	A2 00779 C-293387
		CUSTOMER DRAWING	RESTRICTED TO
		SCALE 3:1	SHEET 1 OF 1 REV F