



ORIGINAL

This document is the property of Amphenol Corporation and is delivered on the express condition that is not to be disclosed, reproduced or used, in whole or in part, for manufacture or sale by anyone other than Amphenol Corporation without its prior consent, and that no right is granted to disclose or to use any information in this document.  
The marking on this product doesn't contain environmental hazardous materials per Material Specification 55-00259 for Sony GP compliant or per directive 2011/65/EU for RoHS compliant.

REVISIONS				
SYM	ECN No.	DESCRIPTION	DATE	APPROVED
A		RELEASE TO PRODUCTION	09/06/2011	Roger Tsai
B	NE-13041	REMOVED NYLON46/WITHOUT CAP OPTION	03/26/2013	Roger Tsai
C	NE-13180	ADDED PCB OPTION & LOGO NOTE	11/05/2013	Roger Tsai
D	NE-14011	MODIFIED 164 POS. PACKAGING	01/16/2014	Roger Tsai
E	NE-16005	ADD PCB OPTION & DIM /UPDATE TO MATTE TIN	01/21/2016	Arron Lin
F	NE-16224	ADDING WORDING (FIXTURE) DESCRIPTION	10/04/2016	Arron Lin
A1	NE-17289	CHANGE PACKAGE INNER MATERIAL TO VACUUM ALUMINUM BAG	11/21/2017	Roger Tsai



- NOTES:
- MATERIAL:  
HOUSING: HIGH TEMPERATURE THERMAL PLASTIC, UL94V-0, COLOR: BLACK.  
TERMINAL: COPPER ALLOY.
  - FINISH:  
TERMINAL:  
CONTACT AREA: SELECTED GOLD PLATING;  
SOLDERING AREA: MATTE TIN PLATING 100 μ" THICKNESS MIN.;  
UNDER PLATING: NICKEL PLATING 50 μ" THICKNESS MIN. OVERALL.
  - PRODUCT SPECIFICATION REFER TO : PS-7482.
  - TEST SUMMARY REFER TO : TS-7482-001.
  - PACKING IS PER AMTA PACKING SPECIFICATION PKS-0001.
  - THIS PRODUCT IS LEAD-FREE & RoHS COMPLIANT PRODUCT.

PART NO. G630HXXX2XXXEU

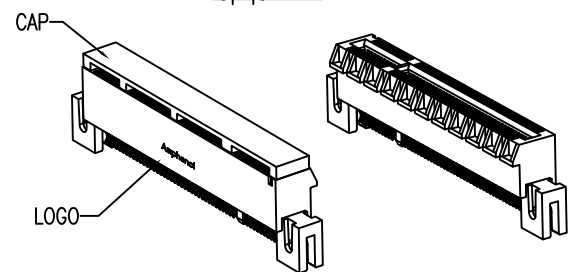
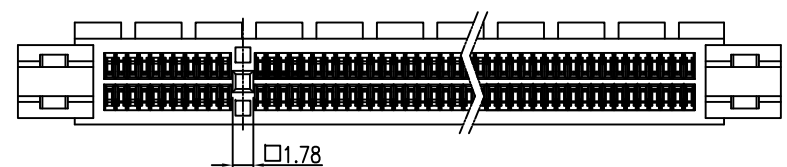
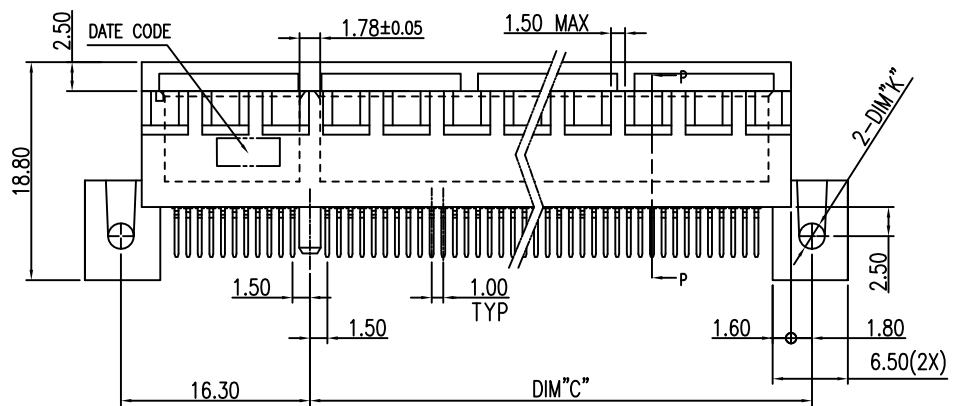
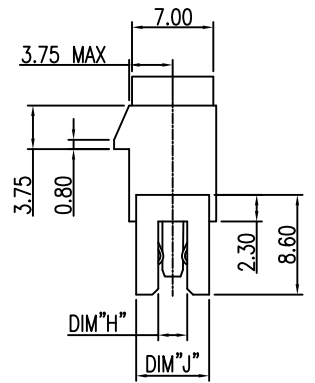
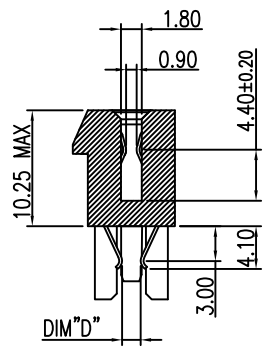
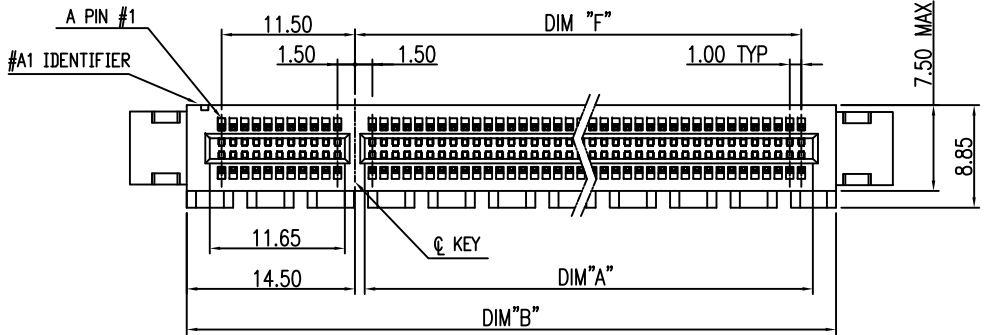
NO. OF POSITION	PCB THICKNESS/DIM D / DIM H
36: 36 POSITIONS	6: 2.08 MM / 1.60MM / 2.50MM
64: 64 POSITIONS	7: 2.30 MM / 1.90MM / 2.50MM
98: 98 POSITIONS	8: 1.57 MM / 1.20MM / 2.50MM (Fixture)
AA: 164 POSITIONS	A: 2.36 MM / 1.90MM / 2.80MM
	B: 2.36 MM / 2.10MM / 2.80MM
	D: 1.57 MM / 1.20MM / 1.70MM
	E: 1.83 MM / 1.60MM / 2.50MM

CONTACT FINISH

0: GOLD FLASH	CAP OPTION
1: 15 μ" GOLD	4: CAP
2: 30 μ" GOLD	
3: 10 μ" GOLD	

INSULATOR MATERIAL

2: NYLON 9T
-------------



POSITION	DIM "A"	DIM "B"	DIM "C"	DIM "E"
36	7.65	25.00	12.30	7.50
64	21.65	39.00	26.30	21.50
98	38.65	56.00	43.30	38.50
164	71.65	89.00	76.30	71.50

DIM "K"	DIM "J"	DIM "H"	DIM "D"	PCB THICKNESS
ø2.20	6.30	2.50	1.60	2.08 MM
ø2.20	6.30	2.50	1.90	2.30 MM
ø2.20	6.30	2.50	1.20	1.57 MM
ø2.20	6.30	2.80	1.90	2.36±0.24 MM
ø2.20	6.30	2.80	2.10	2.36 MM
ø2.00	5.00	1.70	1.20	1.57 MM
ø2.20	6.30	2.50	1.60	1.83 MM

TOLERANCE	APPROVALS	DATE	TITLE	UNIT	SIZE	SCALE	SHEET	REV.
X. ±0.30	DRAWN Sandy Wu	11/21/2017	G630H SERIES, PCI EXPRESS 3.0 STRAIGHT, STRADDLE TYPE	mm	A3	NA	1 OF 5	A1
X.X ±0.20	CHECKED Debby Hung	11/21/2017						
X.XX ±0.10	APPROVED Roger Tsai	11/21/2017						
ANGULAR ±1°	DWG TYPE CUST DWG	PROJECT CODE SLOT						
UNLESS OTHERWISE SPECIFIED								

Amphenol®

Amphenol Corporation  
Amphenol Taiwan Corporation

PART No. G630HXXX2XXXEU

DWG No. G630HXXX2XXXEU

This document is the property of Amphenol Corporation and is delivered on the express condition that it is not to be disclosed, reproduced or used, in whole or in part, for manufacture or sale by anyone other than Amphenol Corporation without its prior consent, and that no right is granted to disclose or to use any information in this document.

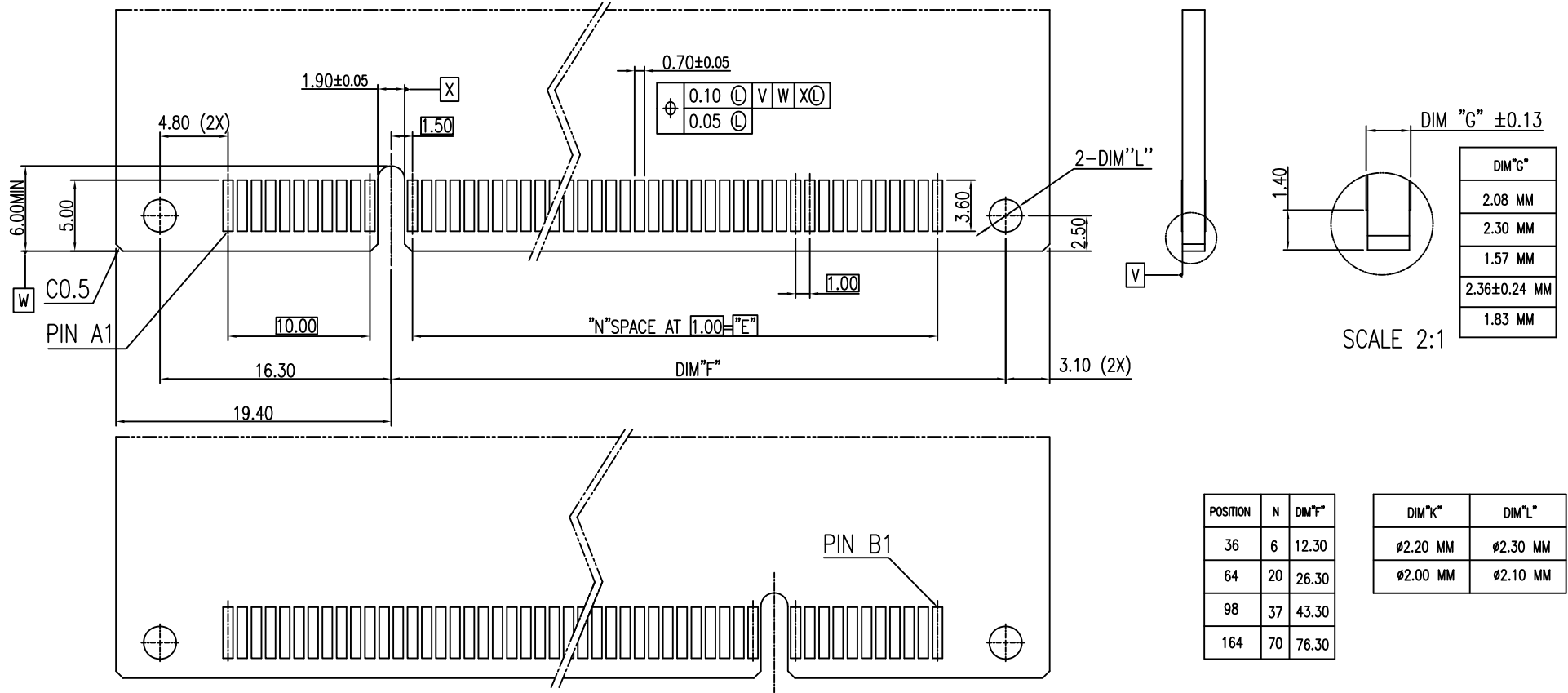
The marking on this product doesn't contain environmental hazardous materials per Material Specification 55-00259 for Sony GP compliant or per directive 2011/65/EU for RoHS compliant.



ORIGINAL



REVISIONS				
SYM	ECN No.	DESCRIPTION	DATE	APPROVED
A		RELEASE TO PRODUCTION	09/06/2011	Roger Tsai
B	NE-13041	REMOVED NYLON46/WITHOUT CAP OPTION	03/26/2013	Roger Tsai
C	NE-13180	ADDED PCB OPTION & LOGO NOTE	11/05/2013	Roger Tsai
D	NE-14011	MODIFIED 164 POS. PACKAGING	01/16/2014	Roger Tsai
E	NE-16005	ADD PCB OPTION & DIM /UPDATE TO MATTE TIN	01/21/2016	Arron Lin
F	NE-16224	ADDING WORDING (FIXTURE) DESCRIPTION	10/04/2016	Arron Lin
A1	NE-17289	CHANGE PACKAGE INNER MATERIAL TO VACUUM ALUMINUM BAG	11/21/2017	Roger Tsai



RECOMMEND OF PCB DIMENSIONS

TOLERANCE	APPROVALS	DATE	TITLE		Amphenol®	
X. X.X ±0.30 X.XX ±0.20 X.XXX ±0.10	DRAWN Sandy Wu	11/21/2017	G630H SERIES, PCI EXPRESS 3.0 STRAIGHT, STRADDLE TYPE		Amphenol Corporation Amphenol Taiwan Corporation	
	CHECKED Debby Hung	11/21/2017				
	APPROVED Roger Tsai	11/21/2017				
ANGULAR ±1°	DWG TYPE CUST DWG	PROJECT CODE SLOT	UNIT mm	SIZE A3	PART No. G630HXXX2XXXEU	
UNLESS OTHERWISE SPECIFIED			SCALE NA	SHEET 2 OF 5	DWG No. G630HXXX2XXXEU	REV. A1

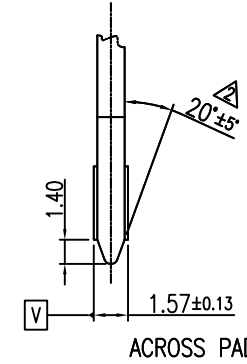
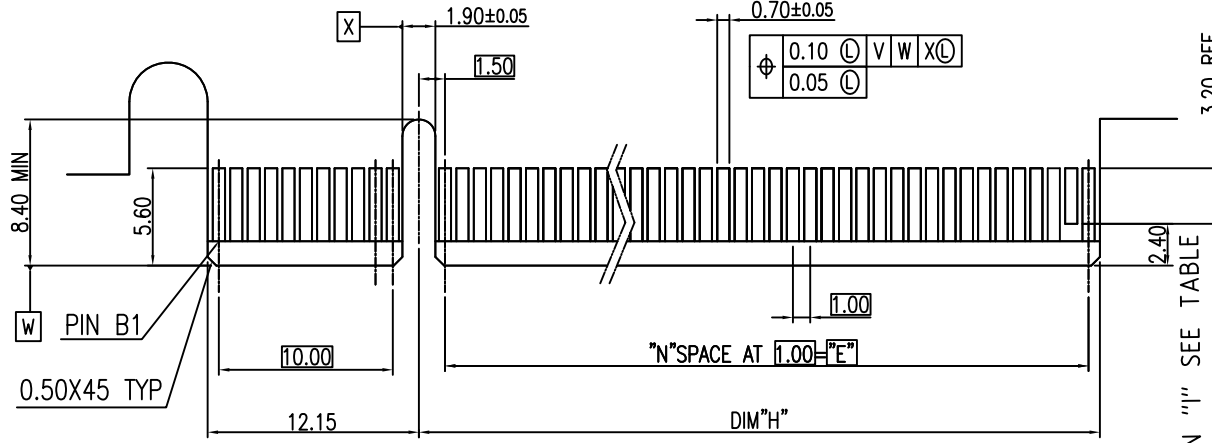
This document is the property of Amphenol Corporation and is delivered on the express condition that is not to be disclosed, reproduced or used, in whole or in part, for manufacture or sale by anyone other than Amphenol Corporation without its prior consent, and that no right is granted to disclose or to use any information in this document.  
 The marking on this product doesn't contain environmental hazardous materials per Material Specification 55-00259 for Sony GP compliant or per directive 2011/65/EU for RoHS compliant.



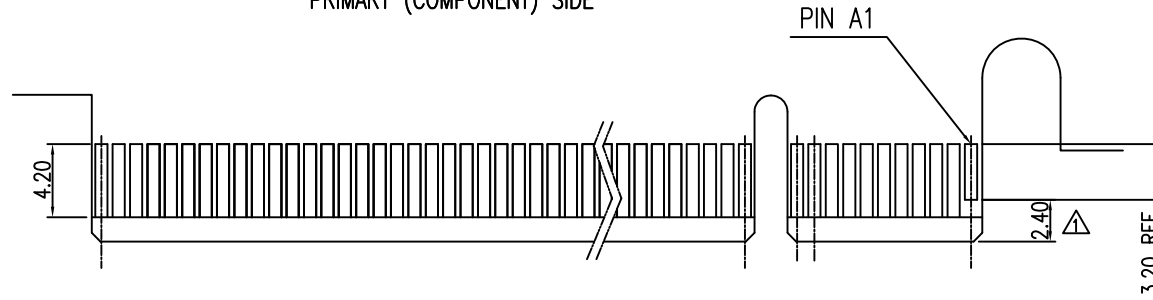
ORIGINAL



REVISIONS				
SYM	ECN No.	DESCRIPTION	DATE	APPROVED
A		RELEASE TO PRODUCTION	09/06/2011	Roger Tsai
B	NE-13041	REMOVED NYLON46/WITHOUT CAP OPTION	03/26/2013	Roger Tsai
C	NE-13180	ADDED PCB OPTION & LOGO NOTE	11/05/2013	Roger Tsai
D	NE-14011	MODIFIED 164 POS. PACKAGING	01/16/2014	Roger Tsai
E	NE-16005	ADD PCB OPTION & DIM /UPDATE TO MATTE TIN	01/21/2016	Arron Lin
F	NE-16224	ADDING WORDING (FIXTURE) DESCRIPTION	10/04/2016	Arron Lin
A1	NE-17289	CHANGE PACKAGE INNER MATERIAL TO VACUUM ALUMINUM BAG	11/21/2017	Roger Tsai



I/O PANEL DIRECTION  
PRIMARY (COMPONENT) SIDE



I/O PANEL DIRECTION  
SECONDARY (SOLDER) SIDE

- △ NO TIE BAR PERMITTED FROM CARD EDGE TO LEADING EDGE OF PAD FOR PINS A1 AND PIN "I"
- △ CHAMFER EDGES MUST BE FREE OF CUTTING BURRS.
- △ TOLERANCE: .XX±.13

POSITION	N	DIM "H"	PIN "I"
36	6	8.15	B17
64	20	22.15	B31
98	37	39.15	B48
164	70	72.15	B81

TOLERANCE	APPROVALS	DATE	TITLE	UNIT	SIZE	PART No.
X. ±0.30	DRAWN Sandy Wu	11/21/2017	G630H SERIES, PCI EXPRESS 3.0 STRAIGHT, STRADDLE TYPE	mm	A3	G630HXXX2XXXEU
X.X ±0.20	CHECKED Debby Hung	11/21/2017				
X.XXX ±0.10	APPROVED Roger Tsai	11/21/2017				
ANGULAR ±1°	DWG TYPE CUST DWG	PROJECT CODE SLOT				
UNLESS OTHERWISE SPECIFIED				SCALE NA	SHEET 3 OF 5	DWG No. G630HXXX2XXXEU
						REV. A1

This document is the property of Amphenol Corporation and is delivered on the express condition that is not to be disclosed, reproduced or used, in whole or in part, for manufacture or sale by anyone other than Amphenol Corporation without its prior consent, and that no right is granted to disclose or to use any information in this document.

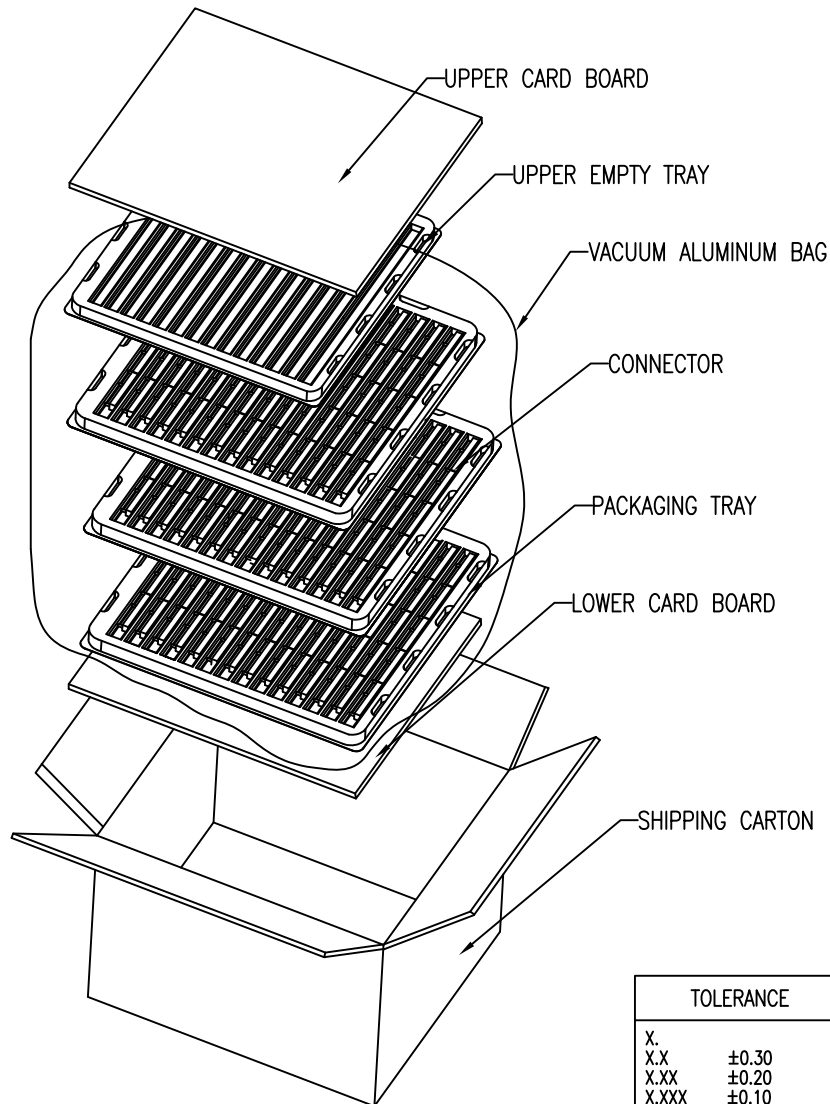
The marking on this product doesn't contain environmental hazardous materials per Material Specification 55-00259 for Sony GP compliant or per directive 2011/65/EU for RoHS compliant.



ORIGINAL



REVISIONS				
SYM	ECN No.	DESCRIPTION	DATE	APPROVED
A		RELEASE TO PRODUCTION	09/06/2011	Roger Tsai
B	NE-13041	REMOVED NYLON46/WITHOUT CAP OPTION	03/26/2013	Roger Tsai
C	NE-13180	ADDED PCB OPTION & LOGO NOTE	11/05/2013	Roger Tsai
D	NE-14011	MODIFIED 164 POS. PACKAGING	01/16/2014	Roger Tsai
E	NE-16005	ADD PCB OPTION & DIM /UPDATE TO MATTE TIN	01/21/2016	Arron Lin
F	NE-16224	ADDING WORDING (FIXTURE) DESCRIPTION	10/04/2016	Arron Lin
A1	NE-17289	CHANGE PACKAGE INNER MATERIAL TO VACUUM ALUMINUM BAG	11/21/2017	Roger Tsai



CIRCUIT SIZE	36	64	98
PARTS PER CARTON<S.P.Q>	1755	1170	975
PARTS PER TRAY	117	78	65
TOTEL TRAY PER CARTON	16	16	16

3

NOTES:

1. STAPLES SHOULD ONLY BE USED TO SET UP CARTON. ALL CARTON CLOSURES MUST BE DONE WITH TAPE.
  2. FILL PACKAGING TRAYS WITH THE QUANTITIES AS INDICATED IN THE CHART.
- 3 IN THE 16 PLASTIC TRAYS ,THE TOP PLASTIC TRAY IS TO COVER THE CONNECTORS ,THE OTHERS ARE FILLED WITH CONNECTORS.

TOLERANCE		APPROVALS	DATE	TITLE		Amphenol®			
X.		DRAWN	Sandy Wu	11/21/2017	G630H SERIES, PCI EXPRESS 3.0 STRAIGHT, STRADDLE TYPE	Amphenol Corporation Amphenol Taiwan Corporation			
X.X	±0.30	CHECKED	Debby Hung	11/21/2017		UNIT	mm	SIZE	A3
X.XX	±0.20	APPROVED	Roger Tsai	11/21/2017		SCALE	NA	SHEET	4 OF 5
X.XXX	±0.10	DWG TYPE	CUST DWG	PROJECT CODE		SLOT	DWG No.	G630HXXX2XXXEU	REV.
ANGULAR	±1°					PART No.	G630HXXX2XXXEU		
UNLESS OTHERWISE SPECIFIED									

This document is the property of Amphenol Corporation and is delivered on the express condition that is not to be disclosed, reproduced or used, in whole or in part, for manufacture or sale by anyone other than Amphenol Corporation without its prior consent, and that no right is granted to disclose or to use any information in this document.

The marking on this product doesn't contain environmental hazardous materials per Material Specification 55-00259 for Sony GP compliant or per directive 2011/65/EU for RoHS compliant.



ORIGINAL



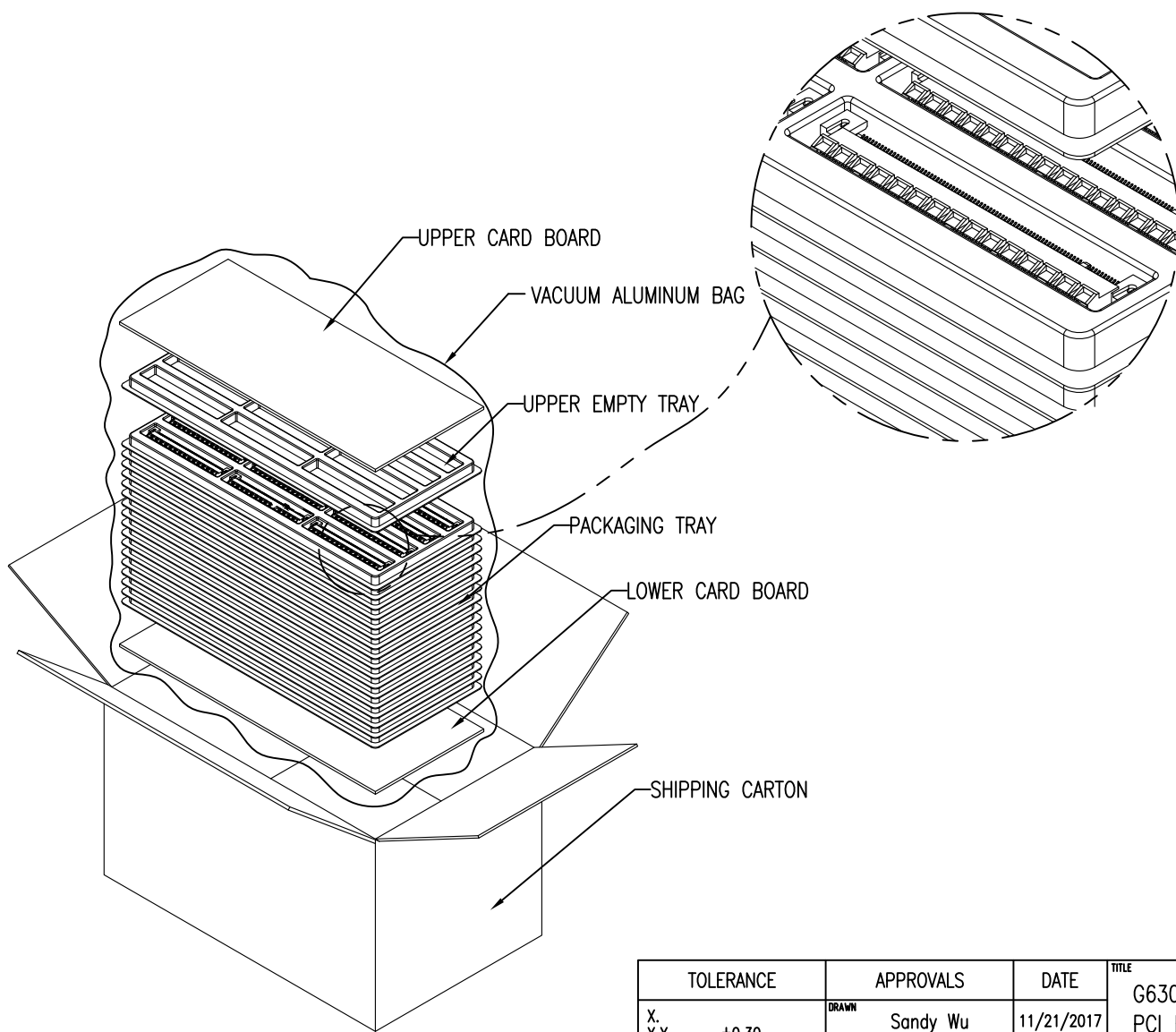
REVISIONS				
SYM	ECN No.	DESCRIPTION	DATE	APPROVED
A		RELEASE TO PRODUCTION	09/06/2011	Roger Tsai
B	NE-13041	REMOVED NYLON46/WITHOUT CAP OPTION	03/26/2013	Roger Tsai
C	NE-13180	ADDED PCB OPTION & LOGO NOTE	11/05/2013	Roger Tsai
D	NE-14011	MODIFIED 164 POS. PACKAGING	01/16/2014	Roger Tsai
E	NE-16005	ADD PCB OPTION & DIM /UPDATE TO MATTE TIN	01/21/2016	Arron Lin
F	NE-16224	ADDING WORDING (FIXTURE) DESCRIPTION	10/04/2016	Arron Lin
A1	NE-17289	CHANGE PACKAGE INNER MATERIAL TO VACUUM ALUMINUM BAG	11/21/2017	Roger Tsai

CIRCUIT SIZE	164
PARTS PER CARTON<S.P.Q>	204
PARTS PER TRAY	12
TOTEL TRAY PER CARTON	18

3

NOTES:

1. STAPLES SHOULD ONLY BE USED TO SET UP CARTON. ALL CARTON CLOSURES MUST BE DONE WITH TAPE.
  2. FILL PACKAGING TRAYS WITH THE QUANTITIES AS INDICATED IN THE CHART.
- 3 IN THE 18 PLASTIC TRAYS ,THE TOP PLASTIC TRAY IS TO COVER THE CONNECTORS ,THE OTHERS ARE FILLED WITH CONNECTORS.



TOLERANCE		APPROVALS		DATE	TITLE		Amphenol®								
X.		DRAWN	Sandy Wu	11/21/2017	G630H SERIES, PCI EXPRESS 3.0 STRAIGHT, STRADDLE TYPE		Amphenol Corporation Amphenol Taiwan Corporation								
X.X	±0.30	CHECKED	Debby Hung	11/21/2017											
X.XX	±0.20	APPROVED	Roger Tsai	11/21/2017											
X.XXX	±0.10	UNLESS OTHERWISE SPECIFIED		DWG TYPE	CUST DWG	PROJECT CODE	SLOT	UNIT	mm	SIZE	A3	PART No.	G630HXXX2XXXEU		
ANGULAR	±1°							SCALE	NA	SHEET	5 OF 5	DWG No.	G630HXXX2XXXEU	REV.	A1