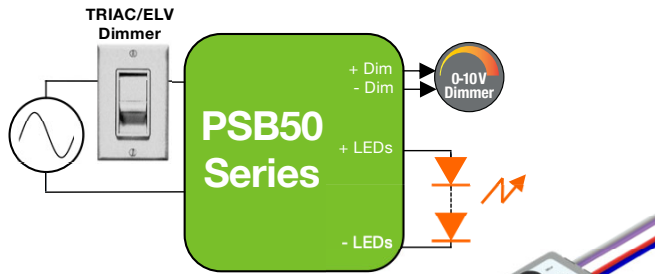



## 50, 40 & 30 W Programmable CC Class 2 / Class II LED Driver with Tri-Mode Dimming™ (TRIAC, ELV & 0-10 V)

Nominal Input Voltage	Max. Output Power	Efficiency	Max. Case Temperature	THD	Power Factor	Dimming Method	Dimming Range	Startup Time
120 & 277 Vac, 220 to 240 Vac	50 W	up to 90% typical	90°C (measured at the hot spot)	< 20%	> 0.9	Forward-Phase, Reverse-Phase & Programmable 0 - 10V	1 - 100% (% of Iout)	300 ms typical




**Side Leads**  
L 98.5 \* W 26.2 \* H 21.85 mm  
(L 3.88 \* W 1.03 \* H 0.86 in.)



**Terminal Blocks: "-T" Suffix**  
L 154.2 \* W 26.25 \* H 21.85 mm  
(L 6.07 \* W 1.03 \* H 0.86 in.)



**Bottom Leads with Studs: "-S" Suffix**  
L 98.5 \* W 26.2 \* H 23.85 mm  
(L 3.88 \* W 1.03 \* H 0.94 in.)



**Suffix for the different case options:**  
1) No suffix: Side leads  
2) "-T": Terminal blocks  
3) "-S": Bottom lead exit with studs

Part Number	Nominal Input Voltage (Vac)	Max Output Power (W)	Iout (mA)	Output Voltage Range (Vdc)		Case Type
				Min.	Max.	
<b>120 &amp; 277 VAC NOMINAL INPUT VOLTAGE</b>						
<b>PSB30W</b>						
PSB30W-0700-42	120 & 277	29.4	350 to 700	28	42	Side Leads
PSB30W-1050-27	120 & 277	28.4	525 to 1050	18	27	Side Leads
PSB30W-0700-34	120 & 277	27.2	350 to 700	23	34	Side Leads
<b>PSB40W</b>						
PSB40W-1400-27	120 & 277	37.8	700 to 1400	18	27	Side Leads
<b>PSB50W</b>						
PSB50W-0550-85	120 & 277	46.8	275 to 550	57	85	Side Leads
PSB50W-0850-56	120 & 277	47.6	425 to 850	38	56	Side Leads
PSB50W-1200-42	120 & 277	50.4	600 to 1200	28	42	Side Leads
PSB50W-1400-34	120 & 277	47.6	700 to 1400	23	34	Side Leads
<b>120 &amp; 277 VAC NOMINAL INPUT VOLTAGE</b>						
<b>PSB30W</b>						
PSB30W-0700-42-S	120 & 277	29.4	350 to 700	28	42	Bottom leads with studs
PSB30W-1050-27-S	120 & 277	28.4	525 to 1050	18	27	Bottom leads with studs
PSB30W-0700-34-S	120 & 277	27.2	350 to 700	23	34	Bottom leads with studs
<b>PSB40W</b>						
PSB40W-1400-27-S	120 & 277	37.8	700 to 1400	18	27	Bottom leads with studs
<b>PSB50W</b>						
PSB50W-0550-85-S	120 & 277	46.8	275 to 550	57	85	Bottom leads with studs
PSB50W-0850-56-S	120 & 277	47.6	425 to 850	38	56	Bottom leads with studs
PSB50W-1200-42-S	120 & 277	50.4	600 to 1200	28	42	Bottom leads with studs
PSB50W-1400-34-S	120 & 277	47.6	700 to 1400	23	34	Bottom leads with studs
<b>220 to 240 VAC NOMINAL INPUT VOLTAGE</b>						
<b>PSB30E</b>						
PSB30E-0700-42	220 to 240	29.4	350 to 700	28	42	Side Leads
<b>PSB50E</b>						
PSB50E-1200-42	220 to 240	50.4	600 to 1200	28	42	Side Leads
<b>220 to 240 VAC NOMINAL INPUT VOLTAGE</b>						
<b>PSB30W</b>						
PSB30E-0700-42-T	220 to 240	29.4	350 to 700	28	42	Terminal blocks
PSB30E-1050-27-T	220 to 240	28.4	525 to 1050	18	27	Terminal blocks
PSB30E-0700-34-T	220 to 240	27.2	350 to 700	23	34	Terminal blocks
<b>PSB40W</b>						
PSB40E-1400-27-T	220 to 240	37.8	700 to 1400	18	27	Terminal blocks
<b>PSB50W</b>						
PSB50E-0550-85-T	220 to 240	46.8	275 to 550	57	85	Terminal blocks
PSB50E-0850-56-T	220 to 240	47.6	425 to 850	38	56	Terminal blocks
PSB50E-1200-42-T	220 to 240	50.4	600 to 1200	28	42	Terminal blocks
PSB50E-1400-34-T	220 to 240	47.6	700 to 1400	23	34	Terminal blocks

Strain reliefs for "-T" models can be ordered using part number SR2

### FEATURES

- Non-linear 0-10V dimming profile with dim-to-off (10V to 9.0V=100%, 1.5V to 0.7V=1%, <0.7V=dim-to-off)
- UL Class P
- Class 2 output power supply
- Lifetime: 50,000 hours @ Tc ≤ 75° C
- 90° C maximum case hot spot temperature
- IP20-rated case with silicone-based potting
- No TRIAC/ELV dimming for PSBxxE models, only 0-10V dimming
- Complies with ENERGY STAR®, DLC (DesignLight Consortium®), CA Title 24, and NEMA SSL-1-2016 technical requirements

### PROGRAMMING

- Current: 100% to 50% in each voltage range
- Data log read: SKU, S/N, lot code, hours of operation, FW revision, power cycles
- Fully programmable and selectable 0-10V dimming profiles: Non-linear with dim-to-off, Logarithmic, Non-Linear without dim-to-off

SELV Class 2



### CHINA Operations

tel: +86-756-6266298  
No. 8 Pingdong Road 2  
Zhuhai, Guangdong, China 519060

www.erp-power.com

Rev. 25 March 2020

### USA Headquarters

tel: +1-805-517-1300  
893 Patriot Drive, Suite E  
Moorpark, CA 93021, USA