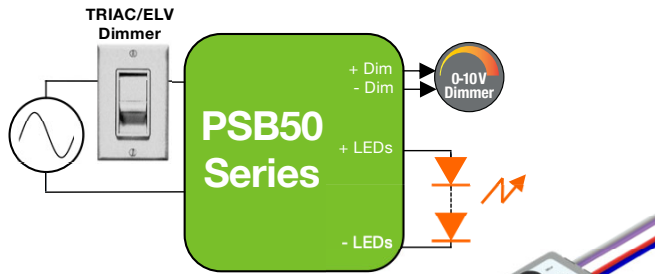



50, 40 & 30 W Programmable CC Class 2 / Class II LED Driver with Tri-Mode Dimming™ (TRIAC, ELV & 0-10 V)

| Nominal Input Voltage | Max. Output Power | Efficiency | Max. Case Temperature | THD | Power Factor | Dimming Method | Dimming Range | Startup Time |
|-------------------------------|-------------------|-------------------|---------------------------------|-------|--------------|---|----------------------|----------------|
| 120 & 277 Vac, 220 to 240 Vac | 50 W | up to 90% typical | 90°C (measured at the hot spot) | < 20% | > 0.9 | Forward-Phase, Reverse-Phase & Programmable 0 - 10V | 1 - 100% (% of Iout) | 300 ms typical |




Side Leads
L 98.5 * W 26.2 * H 21.85 mm
(L 3.88 * W 1.03 * H 0.86 in.)



Terminal Blocks: "-T" Suffix
L 154.2 * W 26.25 * H 21.85 mm
(L 6.07 * W 1.03 * H 0.86 in.)



Bottom Leads with Studs: "-S" Suffix
L 98.5 * W 26.2 * H 23.85 mm
(L 3.88 * W 1.03 * H 0.94 in.)



Suffix for the different case options:
1) No suffix: Side leads
2) "-T": Terminal blocks
3) "-S": Bottom lead exit with studs

| Part Number | Nominal Input Voltage (Vac) | Max Output Power (W) | Iout (mA) | Output Voltage Range (Vdc) | | Case Type |
|--|-----------------------------|----------------------|-------------|----------------------------|------|-------------------------|
| | | | | Min. | Max. | |
| 120 & 277 VAC NOMINAL INPUT VOLTAGE | | | | | | |
| PSB30W | | | | | | |
| PSB30W-0700-42 | 120 & 277 | 29.4 | 350 to 700 | 28 | 42 | Side Leads |
| PSB30W-1050-27 | 120 & 277 | 28.4 | 525 to 1050 | 18 | 27 | Side Leads |
| PSB30W-0700-34 | 120 & 277 | 27.2 | 350 to 700 | 23 | 34 | Side Leads |
| PSB40W | | | | | | |
| PSB40W-1400-27 | 120 & 277 | 37.8 | 700 to 1400 | 18 | 27 | Side Leads |
| PSB50W | | | | | | |
| PSB50W-0550-85 | 120 & 277 | 46.8 | 275 to 550 | 57 | 85 | Side Leads |
| PSB50W-0850-56 | 120 & 277 | 47.6 | 425 to 850 | 38 | 56 | Side Leads |
| PSB50W-1200-42 | 120 & 277 | 50.4 | 600 to 1200 | 28 | 42 | Side Leads |
| PSB50W-1400-34 | 120 & 277 | 47.6 | 700 to 1400 | 23 | 34 | Side Leads |
| 120 & 277 VAC NOMINAL INPUT VOLTAGE | | | | | | |
| PSB30W | | | | | | |
| PSB30W-0700-42-S | 120 & 277 | 29.4 | 350 to 700 | 28 | 42 | Bottom leads with studs |
| PSB30W-1050-27-S | 120 & 277 | 28.4 | 525 to 1050 | 18 | 27 | Bottom leads with studs |
| PSB30W-0700-34-S | 120 & 277 | 27.2 | 350 to 700 | 23 | 34 | Bottom leads with studs |
| PSB40W | | | | | | |
| PSB40W-1400-27-S | 120 & 277 | 37.8 | 700 to 1400 | 18 | 27 | Bottom leads with studs |
| PSB50W | | | | | | |
| PSB50W-0550-85-S | 120 & 277 | 46.8 | 275 to 550 | 57 | 85 | Bottom leads with studs |
| PSB50W-0850-56-S | 120 & 277 | 47.6 | 425 to 850 | 38 | 56 | Bottom leads with studs |
| PSB50W-1200-42-S | 120 & 277 | 50.4 | 600 to 1200 | 28 | 42 | Bottom leads with studs |
| PSB50W-1400-34-S | 120 & 277 | 47.6 | 700 to 1400 | 23 | 34 | Bottom leads with studs |
| 220 to 240 VAC NOMINAL INPUT VOLTAGE | | | | | | |
| PSB30E | | | | | | |
| PSB30E-0700-42 | 220 to 240 | 29.4 | 350 to 700 | 28 | 42 | Side Leads |
| PSB50E | | | | | | |
| PSB50E-1200-42 | 220 to 240 | 50.4 | 600 to 1200 | 28 | 42 | Side Leads |
| 220 to 240 VAC NOMINAL INPUT VOLTAGE | | | | | | |
| PSB30W | | | | | | |
| PSB30E-0700-42-T | 220 to 240 | 29.4 | 350 to 700 | 28 | 42 | Terminal blocks |
| PSB30E-1050-27-T | 220 to 240 | 28.4 | 525 to 1050 | 18 | 27 | Terminal blocks |
| PSB30E-0700-34-T | 220 to 240 | 27.2 | 350 to 700 | 23 | 34 | Terminal blocks |
| PSB40W | | | | | | |
| PSB40E-1400-27-T | 220 to 240 | 37.8 | 700 to 1400 | 18 | 27 | Terminal blocks |
| PSB50W | | | | | | |
| PSB50E-0550-85-T | 220 to 240 | 46.8 | 275 to 550 | 57 | 85 | Terminal blocks |
| PSB50E-0850-56-T | 220 to 240 | 47.6 | 425 to 850 | 38 | 56 | Terminal blocks |
| PSB50E-1200-42-T | 220 to 240 | 50.4 | 600 to 1200 | 28 | 42 | Terminal blocks |
| PSB50E-1400-34-T | 220 to 240 | 47.6 | 700 to 1400 | 23 | 34 | Terminal blocks |

Strain reliefs for "-T" models can be ordered using part number SR2

FEATURES

- Non-linear 0-10V dimming profile with dim-to-off (10V to 9.0V=100%, 1.5V to 0.7V=1%, <0.7V=dim-to-off)
- UL Class P
- Class 2 output power supply
- Lifetime: 50,000 hours @ Tc ≤ 75° C
- 90° C maximum case hot spot temperature
- IP20-rated case with silicone-based potting
- No TRIAC/ELV dimming for PSBxxE models, only 0-10V dimming
- Complies with ENERGY STAR®, DLC (DesignLight Consortium®), CA Title 24, and NEMA SSL-1-2016 technical requirements

PROGRAMMING

- Current: 100% to 50% in each voltage range
- Data log read: SKU, S/N, lot code, hours of operation, FW revision, power cycles
- Fully programmable and selectable 0-10V dimming profiles: Non-linear with dim-to-off, Logarithmic, Non-Linear without dim-to-off

SELV Class 2



CHINA Operations

tel: +86-756-6266298
No. 8 Pingdong Road 2
Zhuhai, Guangdong, China 519060

www.erp-power.com

Rev. 25 March 2020

USA Headquarters

tel: +1-805-517-1300
893 Patriot Drive, Suite E
Moorpark, CA 93021, USA