

KS Single Pole Key Switches



Features/Benefits

- Positive tactile feel
- Variety of cap colors
- SPST and SPDT configurations
- RoHS compliant

Typical Applications

- Telecommunications
- Industrial
- Instrumentation

Specifications

CONTACT RATING: Q contact material: 25mA @ 50V AC .or DC max.
 ELECTRICAL LIFE: 100,000 actuations.
 CONTACT RESISTANCE: Below 100 mΩ initial @ 2-4 V DC, 100 mA
 INSULATION RESISTANCE: 10⁹ Ω min.
 DIELECTRIC STRENGTH: 1,000 Vrms min. @ sea level.
 OPERATING TEMPERATURE: -30°C to 65°C.
 SOLDERABILITY: Per MIL-STD-202F method 208D, or EIA RS-186E method 9 (1 hour steam aging).

Note: Specifications and materials listed above are for switches with standard options.
 For information on specific and custom switches, consult Customer Service Center.

Materials

CASE: Glass filled nylon (UL 94V-0).
 ACTUATOR: ABS, matte finish, black standard.
 MOVABLE CONTACT: Q contact material: Stainless steel, silver plated.
 STATIONARY CONTACTS AND TERMINALS: Q contact material: copper alloy, silver plated.
 TERMINAL SEAL: Epoxy

How To Order

Our easy build-a-switch concept allows you to mix and match options to create the switch you need. To order, select desired option from each category and place it in the appropriate box.



Key Switches

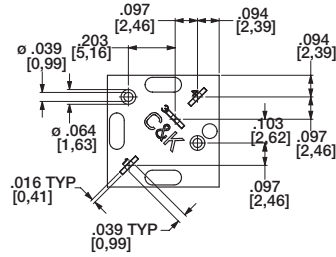




Dimensions are shown: mm
 Specifications and dimensions subject to change

KS Single Pole Key Switches

SERIES 

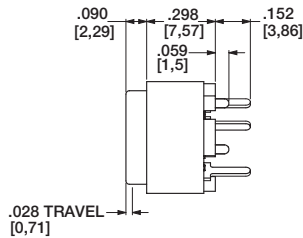
KS11 / KS12



| NO. POLES | MODEL NO. | SWITCH FUNCTION | | CONNECTED TERMINALS | | SCHEMATIC |
|-----------|-----------|-----------------|--------|---------------------|--------|---|
| | | POS. 1 | POS. 2 | POS. 1 | POS. 2 | |
| SP | KS11 | OFF | MOM. | OPEN | 1-3 | SPST  |
| | KS12 | ON | MOM. | 1-4 | 1-3 | SPDT  |

CAP 

R2 CAP WITH ROUND DEPRESSION

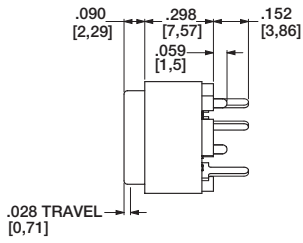


| OPTION CODE | CAP COLOR |
|-------------|-----------|
| 2 | BLACK |
| 1 | WHITE |
| 3 | RED |
| 9 | GRAY |

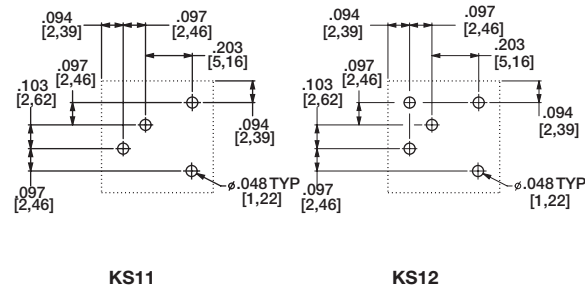
KS Single Pole Key Switches

TERMINATION

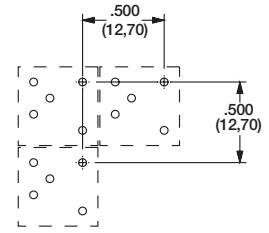
C PC THRU-HOLE



PC MOUNTING



MULTIPLE SWITCH SPACING



CONTACT MATERIAL

| OPTION CODE | CONTACT MATERIAL | TERMINAL PLATING | RATINGS | |
|-------------|---------------------|---------------------|-----------------------|----------------------------------|
| Q | SILVER ¹ | SILVER ² | POWER | 25 mA MAX. @ 50 V AC OR DC MAX. |
| B | GOLD ¹ | GOLD ¹ | LOW LEVEL/DRY CIRCUIT | 0.4 VA MAX. @ 20 V AC OR DC MAX. |

- 1) MOVABLE CONTACT: Stainless steel, with gold plate over nickel plate.
STATIONARY CONTACTS & ALL TERMINALS: Copper alloy, with gold plate over nickel plate.
- 2) MOVABLE CONTACT: Stainless steel, silver plated.
STATIONARY CONTACTS & ALL TERMINALS: Copper alloy, silver plated.

NOTE: Any models supplied with Q or B contact material are RoHS compliant.

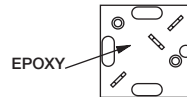


SEAL

D

D NO EPOXY SEAL

E EPOXY SEAL



Dimensions are shown: mm
Specifications and dimensions subject to change