

# KS Single Pole Key Switches



## Features/Benefits

- Positive tactile feel
- Variety of cap colors
- SPST and SPDT configurations
- RoHS compliant

## Typical Applications

- Telecommunications
- Industrial
- Instrumentation

## Specifications

CONTACT RATING: Q contact material: 25mA @ 50V AC .or DC max.  
 ELECTRICAL LIFE: 100,000 actuations.  
 CONTACT RESISTANCE: Below 100 mΩ initial @ 2-4 V DC, 100 mA  
 INSULATION RESISTANCE: 10<sup>9</sup> Ω min.  
 DIELECTRIC STRENGTH: 1,000 Vrms min. @ sea level.  
 OPERATING TEMPERATURE: -30°C to 65°C.  
 SOLDERABILITY: Per MIL-STD-202F method 208D, or EIA RS-186E method 9 (1 hour steam aging).

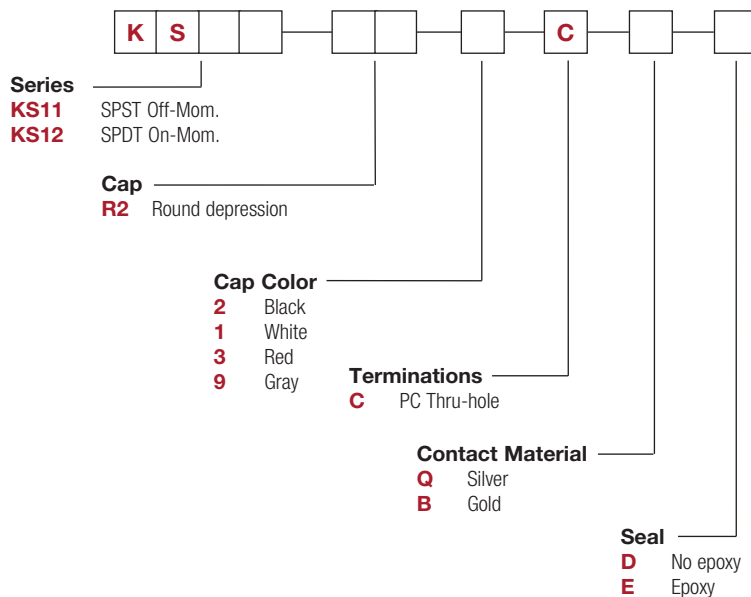
**Note:** Specifications and materials listed above are for switches with standard options.  
 For information on specific and custom switches, consult Customer Service Center.

## Materials

CASE: Glass filled nylon (UL 94V-0).  
 ACTUATOR: ABS, matte finish, black standard.  
 MOVABLE CONTACT: Q contact material: Stainless steel, silver plated.  
 STATIONARY CONTACTS AND TERMINALS: Q contact material: copper alloy, silver plated.  
 TERMINAL SEAL: Epoxy

## How To Order

Our easy build-a-switch concept allows you to mix and match options to create the switch you need. To order, select desired option from each category and place it in the appropriate box.





# KS Single Pole Key Switches

SERIES 

## KS11 / KS12



NO. POLES	MODEL NO.	SWITCH FUNCTION		CONNECTED TERMINALS		SCHEMATIC
		POS. 1	POS. 2	POS. 1	POS. 2	
SP	KS11	OFF	MOM.	OPEN	1-3	SPST 
	KS12	ON	MOM.	1-4	1-3	SPDT 

CAP 

## R2 CAP WITH ROUND DEPRESSION



OPTION CODE	CAP COLOR
2	BLACK
1	WHITE
3	RED
9	GRAY



Key Switches



Third Angle Projection

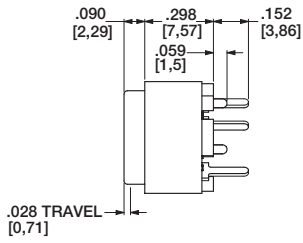


Dimensions are shown: mm  
Specifications and dimensions subject to change

# KS Single Pole Key Switches

## TERMINATION

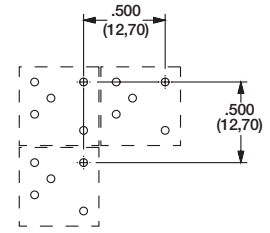
### C PC THRU-HOLE



### PC MOUNTING



### MULTIPLE SWITCH SPACING



## CONTACT MATERIAL

OPTION CODE	CONTACT MATERIAL	TERMINAL PLATING	RATINGS	
<b>Q</b>	SILVER <sup>2</sup>	SILVER <sup>2</sup>	POWER	25 mA MAX. @ 50 V AC OR DC MAX.
<b>B</b>	GOLD <sup>1</sup>	GOLD <sup>1</sup>	LOW LEVEL/DRY CIRCUIT	0.4 VA MAX. @ 20 V AC OR DC MAX.

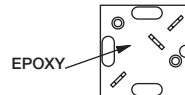
- 1) MOVABLE CONTACT: Stainless steel, with gold plate over nickel plate.  
STATIONARY CONTACTS & ALL TERMINALS: Copper alloy, with gold plate over nickel plate.
- 2) MOVABLE CONTACT: Stainless steel, silver plated.  
STATIONARY CONTACTS & ALL TERMINALS: Copper alloy, silver plated.

**NOTE:** Any models supplied with Q or B contact material are RoHS compliant.

## SEAL

### D NO EPOXY SEAL

### E EPOXY SEAL



D

Key Switches



Dimensions are shown: mm  
Specifications and dimensions subject to change