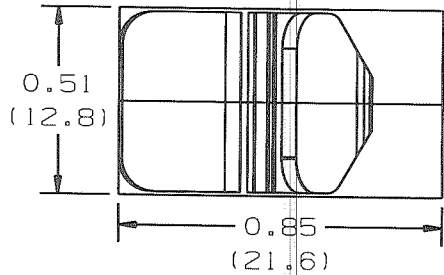


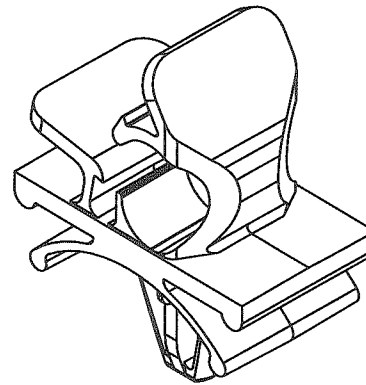
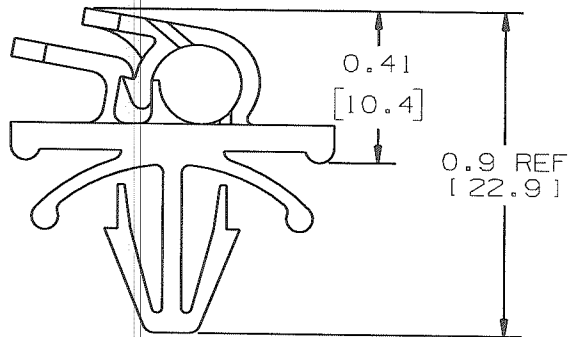
THIS COPY IS PROVIDED ON A RESTRICTED BASIS AND IS NOT TO BE USED IN ANY WAY DETRIMENTAL TO THE INTERESTS OF PANDUIT CORP.



PANDUIT PART NUMBER*	MAXIMUM CABLE DIA. in. (mm)	WEIGHT lbs/100 pcs (g)/100 pcs	HOLE SIZE DIA. RANGE	PANEL THK. RANGE
LWC19-H25	0.19 (4.8)	0.33 (150)	3/16"-1/4" (5-6)	0.025-0.105 (0.6-2.7)

NOTES:

- SEE CURRENT PRICE SHEET FOR PART NUMBER SUFFIX DESIGNATION FOR PACKAGE SIZE.



DIMENSIONS IN BRACKETS ARE METRIC [ mm ]  
 CAD FILENAME/LAYERS G03597G1\_DC\_GB0239EY/00B

**PANDUIT** CORP. TINLEY PARK, ILLINOIS

LWC19-H25  
 LATCHING WIRE CLIP

UNLESS OTHERWISE SPECIFIED, DIMENSIONAL TOLERANCES ARE: (.X) ±0.05 (1.3) (.XXX) ±0.010 (0.25) (.XX) ±0.02 (0.5) ANGLES ± 5°	UNLESS OTHERWISE SPECIFIED, ALL DIMENSIONS ARE GIVEN IN INCHES, THIRD ANGLE PROJECTION.
DRAWN BY CGSM MAT'L: NYLON 6/6	SCALE 2X
DATE 2/14/97	DRAWING NO. GB0239EY
CHK'D KLN	DRG SIZE A

REV	DATE	BY	CHK	DESCRIPTION	ECN	R	CUST	SUP
OOB	04-13-09	GDH	DYN	UPDATED PANEL THICKNESS RANGE CONVERSION	GB0239EY	OOB	KLN	
2	2-4-99	CGSM		CHANGED DIM. TO REF. DIM. UPDATED FILE NAME	GB0239EY	2		
1	12-15-97	Jod		.41 DIMENSION WAS .19, .86 DIMENSION WAS .85	GB0239EY	1		
R	2/14/97	CGSM		INITIAL RELEASE	GB0239EY	R		