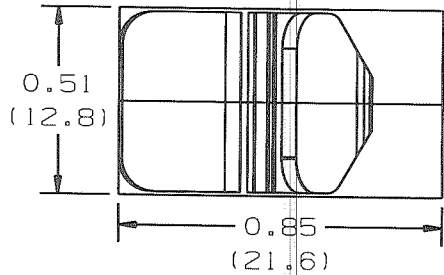


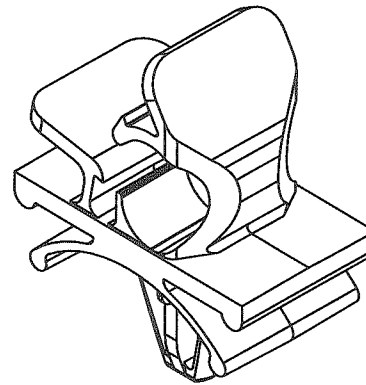
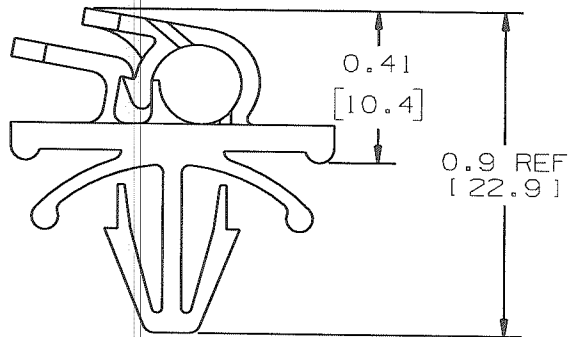
THIS COPY IS PROVIDED ON A RESTRICTED BASIS AND IS NOT TO BE USED IN ANY WAY DETRIMENTAL TO THE INTERESTS OF PANDUIT CORP.



| PANDUIT PART NUMBER* | MAXIMUM CABLE DIA. in. (mm) | WEIGHT lbs/100 pcs (g)/100 pcs | HOLE SIZE DIA. RANGE | PANEL THK. RANGE |
|----------------------|--------------------------------|--------------------------------------|-------------------------|--------------------------|
| LWC19-H25 | 0.19 (4.8) | 0.33 (150) | 3/16"-1/4" (5-6) | 0.025-0.105 (0.6-2.7) |

NOTES:

- SEE CURRENT PRICE SHEET FOR PART NUMBER SUFFIX DESIGNATION FOR PACKAGE SIZE.



DIMENSIONS IN BRACKETS ARE METRIC [mm]
 CAD FILENAME/LAYERS G03597G1_DC_GB0239EY/00B

PANDUIT CORP. TINLEY PARK, ILLINOIS

LWC19-H25
 LATCHING WIRE CLIP

| | |
|---|---|
| UNLESS OTHERWISE SPECIFIED, DIMENSIONAL TOLERANCES ARE: (.X) ±0.05 (1.3) (.XXX) ±0.010 (0.25) (.XX) ±0.02 (0.5) ANGLES ± 5° | UNLESS OTHERWISE SPECIFIED, ALL DIMENSIONS ARE GIVEN IN INCHES, THIRD ANGLE PROJECTION. |
| DRAWN BY CGSM MAT'L: NYLON 6/6 | SCALE 2X |
| DATE 2/14/97 | DRAWING NO. GB0239EY |
| CHK'D KLN | DRG SIZE A |

| REV | DATE | BY | CHK | DESCRIPTION | ECN | R | CUST | SUP |
|-----|----------|------|-----|--|----------|-----|------|-----|
| OOB | 04-13-09 | GDH | DYN | UPDATED PANEL THICKNESS RANGE CONVERSION | GB0239EY | OOB | KLN | |
| 2 | 2-4-99 | CGSM | | CHANGED DIM. TO REF. DIM. UPDATED FILE NAME | GB0239EY | 2 | | |
| 1 | 12-15-97 | Jod | | .41 DIMENSION WAS .19, .86 DIMENSION WAS .85 | GB0239EY | 1 | | |
| R | 2/14/97 | CGSM | | INITIAL RELEASE | GB0239EY | R | | |