



ETA-USA

HIGH QUALITY SWITCHING POWER SUPPLIES

AC/DC SWITCHING DESKTOP ADAPTER
POWER SUPPLY WITH PFC
SINGLE OUTPUT / UNIVERSAL RANGE INPUT
80 WATTS

DTC80-SX-W6 Series



Dimension: L132.0×W69.0×H40.0mm



General Description

Features

1. High Reliability
2. Meets CEC, CoC, EISA, RoHS, and DoE requirements
3. Over voltage protection
4. Short circuit protection
5. Over load protection
6. Meets UL, CSA, TUV, IEC60950-1 standards
7. 100% burn-in test at max load under 35~45 centigrade
8. Meets Energy Star level 6 requirements

Input	
Input Voltage Range:	90-264VAC
Frequency:	47-63Hz
Input Current (rms):	2.0A @ 90Vac max
Inrush current:	150A at 230VAC max at cold start
Power Factor:	>0.9 (115VAC100%Load)
Efficiency :	>88% @ full load, 115VAC

Output Characteristic	Unit	DTC80-12SX-W6	DTC80-15SX-W6	DTC80-18SX-W6	DTC80-24SX-W6	DTC80-28SX-W6	DTC80-48SX-W6
		Output Voltage	Vdc	12	15	18	24
Output Current	A	6.67	5.34	4.45	3.34	2.86	1.67
Output Power	W	80					
O/P Regulation	%	±5%					
Ripple & Noise (Vp-p) *	mVp-p	<240mVpp					
Hold-up time	mS	>20ms typical at full load @ 115VAC					

* Peak-to-peak with 20MHz bandwidth with a tantalum 10uF in parallel with a 0.1uF ceramic capacitor.



ETA-USA

HIGH QUALITY SWITCHING POWER SUPPLIES

Dielectric withstand	
Primary-Secondary	4242VDC for 4 sec
Primary-Frame Ground	2121VDC for 4 sec
Insulation Resistance	
Primary-Secondary	20MOhm min 500VDC
Primary-Frame Ground	20MOhm min 500VDC
Environmental Specification	
Operating Temperature	0 to +60°C (derate linearly by 2.5% / °C from 41°C to 60°C)
Storage Temperature	-10 to +85°C
Storage Humidity	10~90% RH non-condensing
MTBF demonstrated	>120,000 hours at full load and 25 °C ambient temperature
Temperature Coefficient	0.05%/°C max
Environmental Agencies	
Safety Standards	UL 60950 -1 CSA 22.2-No.60950-1 TUV EN60950-1 CB IEC 60950-1
EMC Standards	EN55022 Class B, EN55024 Class B, FCC Class B
Protection	
Short circuit protection	Auto Recover
Over Load Protection	Auto Recover
Over Voltage Protection	LATCH AC Recycle after 110~130% of rated output
Overshoot at turn on/turn off	Any overshoots should be less than 5% of voltage regulation tolerance. No voltage of opposite polarity shall be present on any output during turn-on or turn-off.
Mechanical	
Dimension [mm]: L132.0×W69.0×H40.0mm	
AC Input : IEC 320-C14	
Output connector: As specified by customer	





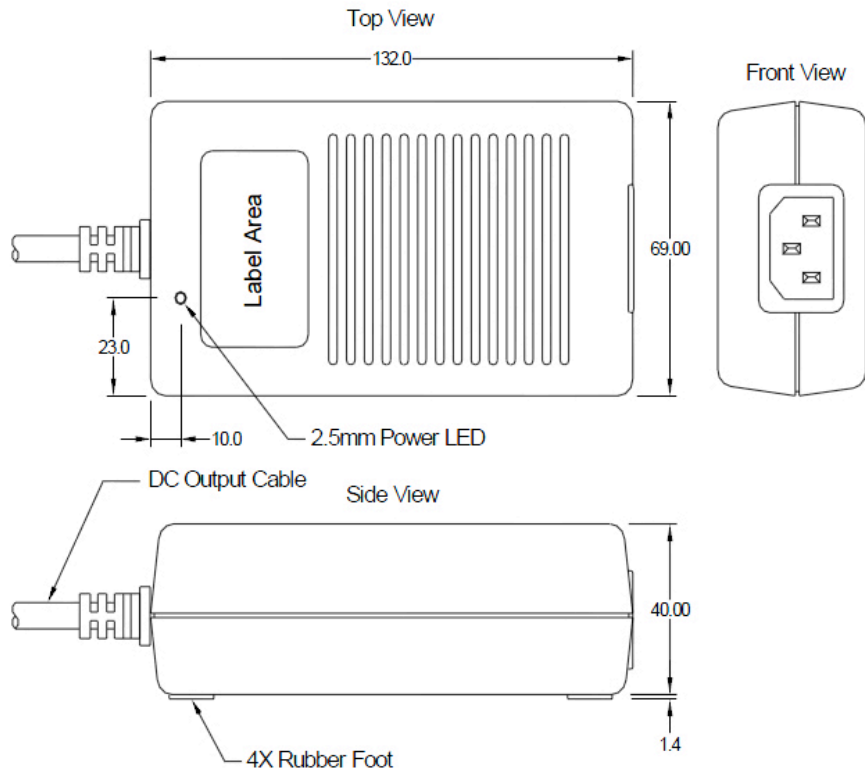
ETA-USA

HIGH QUALITY SWITCHING POWER SUPPLIES

DIMENSION DIAGRAM (mm)

Note :

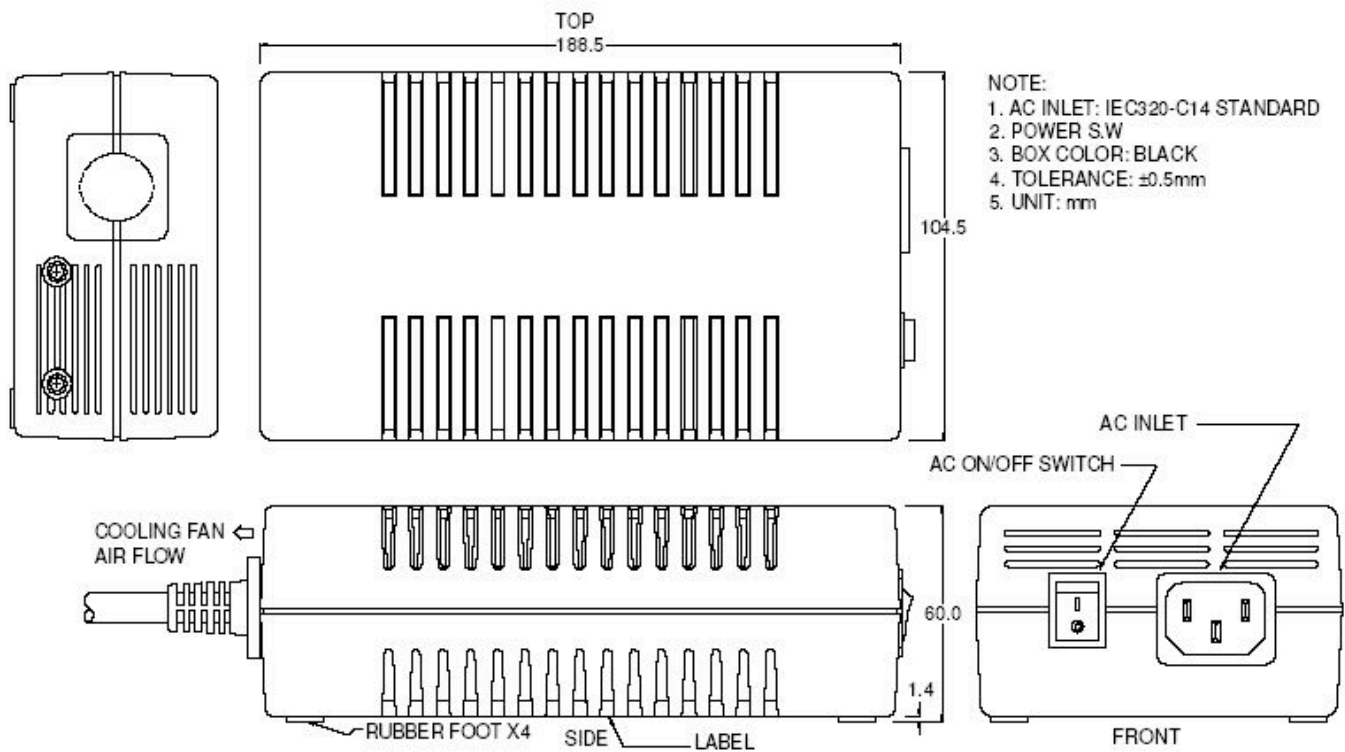
1. AC INLET : IEC320-C14 STANDARD
2. BOX COLOR : BLACK
3. TOLERANCE : +/-0.5mm
4. UNIT : mm

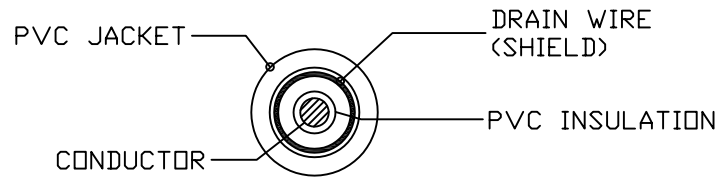




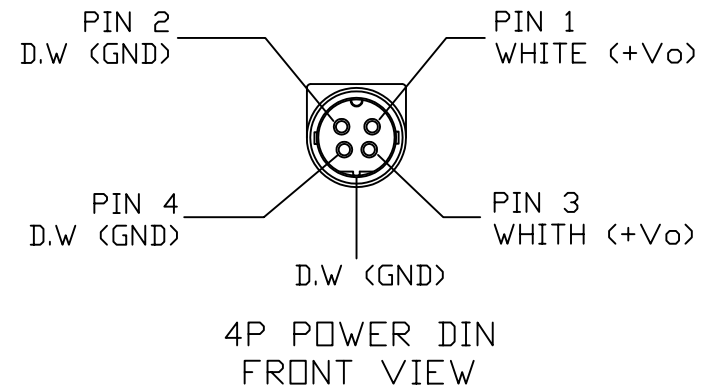
ETA-USA

HIGH QUALITY SWITCHING POWER SUPPLIES

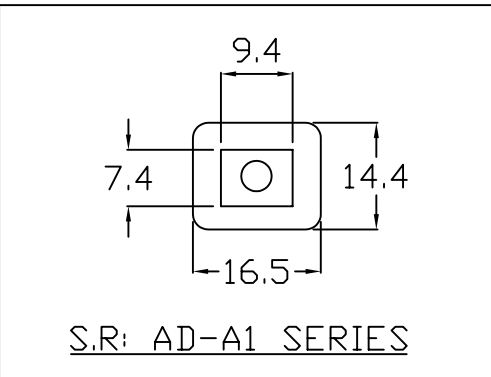
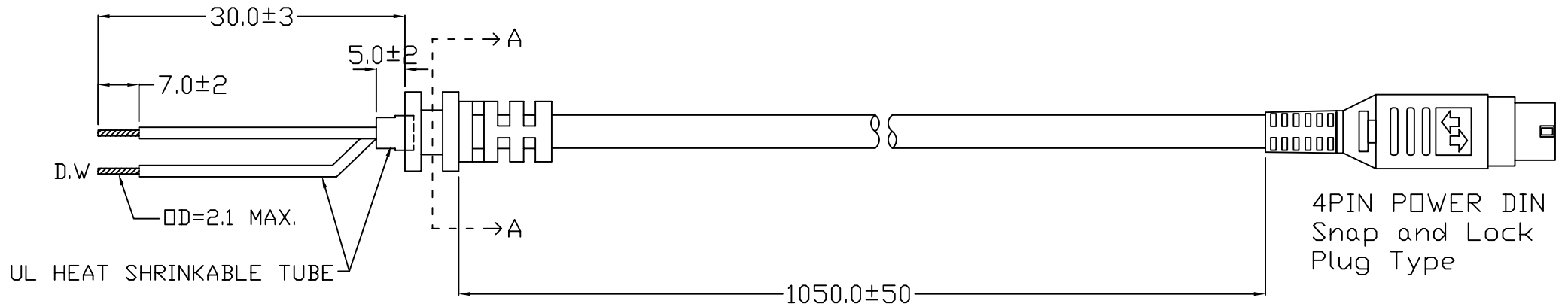




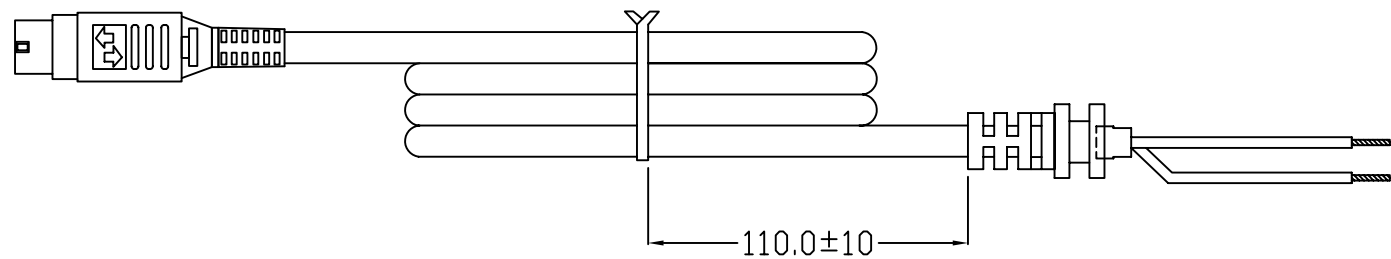
[1571#14AWG 1C+1]
SECTIONAL DRAWING



4P POWER DIN
FRONT VIEW



SECTION A-A

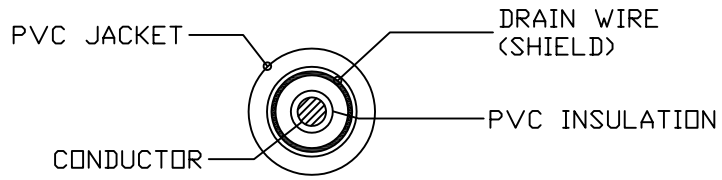


[包裝方式]

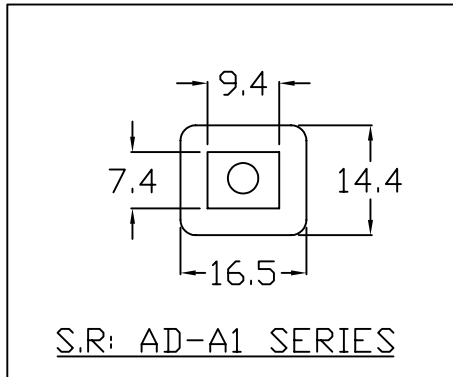
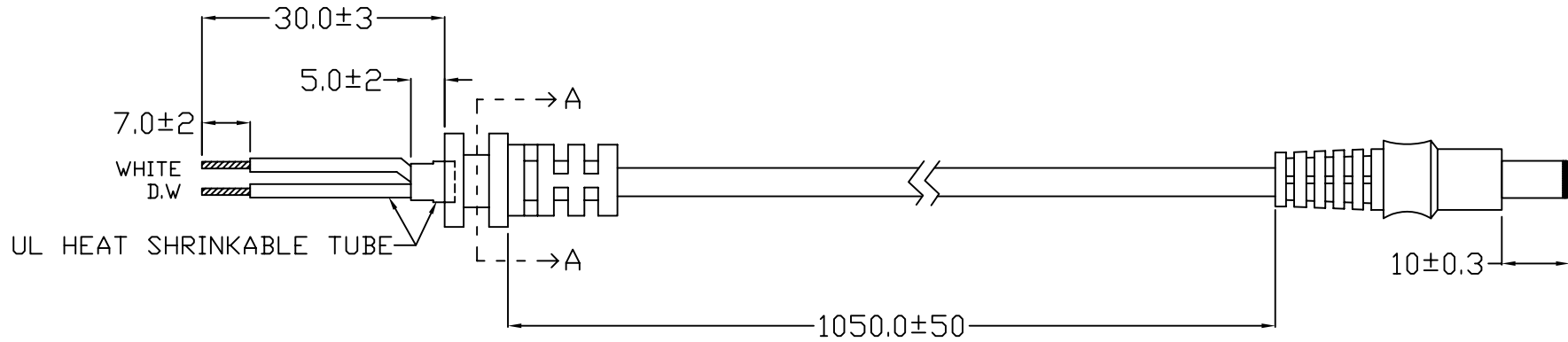
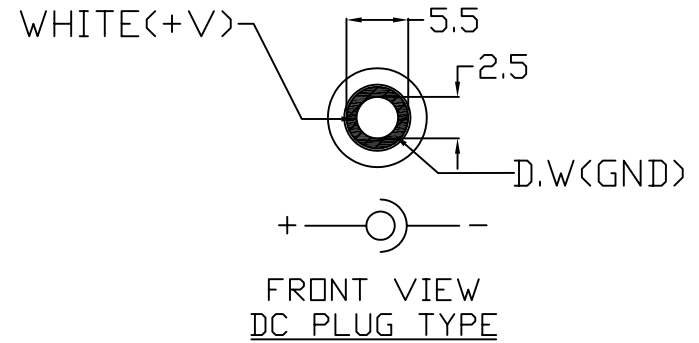
 **ETA-USA**
16170 Vineyard Blvd. Suite 180
Morgan Hill, CA 95037

COMPONENT LIST

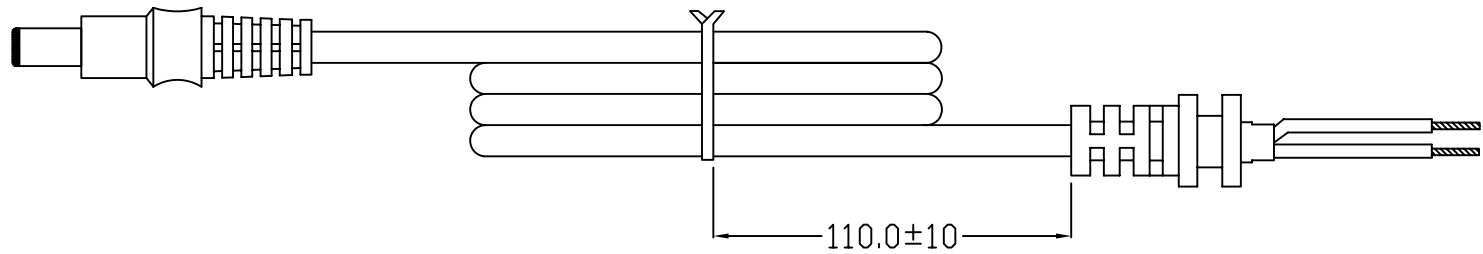
- 1.CABLE : COLOR BLACK UL/CSA 1571 80/90°C 30V
14AWGX1C + DRAIN WIRE
- 2.PVC WIRES : COLOR : BLACK / WHITE
- DTC80-12SX-W6
- DTC80-15SX-W6
- DTC80-18SX-W6
- D0972A



[1185#16AWG 1C+1]
SECTIONAL DRAWING



SECTION A-A



COMPONENT LIST

- 1.CABLE:COLOR BLACK UL/CSA 1185 80/90°C 300V
16AWGX1C+SHIELD
- DTC80-24SX-W6
- DTC80-48SX-W6
- DO973A



ETA-USA

16170 Vineyard Blvd. Suite 180
Morgan Hill, CA 95037