



## PART NO. : LG11-0346N1RL

16PIN SMT DUAL COMMON MODE CHOKES  
DESIGNED FOR TELECOM APPLICATIONS

RoHS COMPLIANT

COMPATIBLE TO LEAD-FREE SOLDERING PROCESS  
CONDITION PER IPC/JEDEC J-STD-020C

EXTENDED OPERATING TEMPERATURE -40/+85°C

## ELECTRICAL SPECIFICATIONS @25° C

OCL (100KHz,20mV)

35µH min

DCR

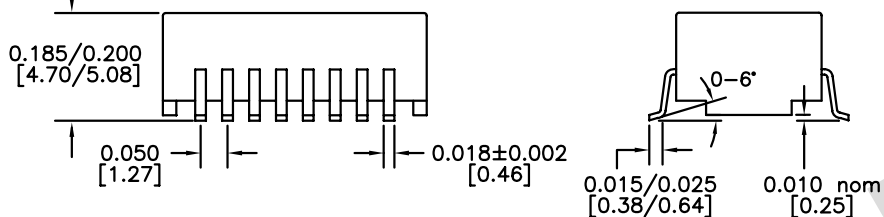
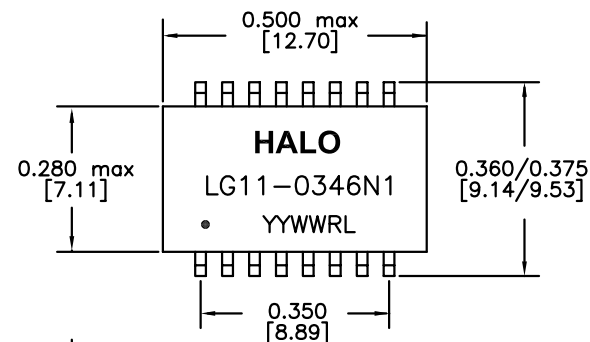
0.3Ω max

Cw/w

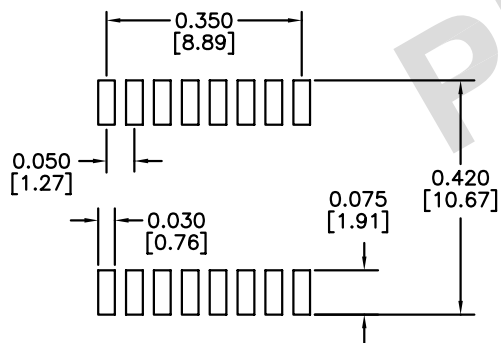
25pF max

ISOLATION

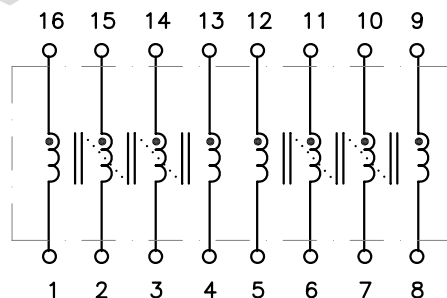
500Vrms



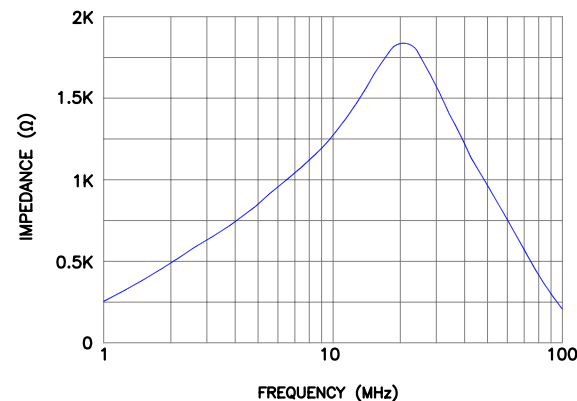
DIMENSIONS: Inch [mm]  
CO-PLANARITY: 0.004 [0.10]  
TOLERANCES: ±0.005 INCH IF NOT SPECIFIED



RECOMMENDED SOLDER PAD LAYOUT



TYPICAL IMPEDANCE CURVE



**HALO/PBL**

CALIFORNIA, USA  
KOWLOON, HONG KONG  
SINGAPORE

TITLE	DUAL CHOKES	SIGNATURES		DATE		REV.		DESC.		DATE	
FOR	DATA LINE FILTERING	DRAWN	PETER LU	3/4/09	A	FIRST ISSUE	3/4/09				
PART NO.	LG11-0346N1RL	CHECKED	LEI KEONG	3/4/09							
SCALE	NONE	APPROVED	PETER LU	3/4/09							
PAGE	1 OF 1	FILE	LG11-0346N1RL.DWG								