



PART NO. : LG11-0346N1RL

16PIN SMT DUAL COMMON MODE CHOKES
DESIGNED FOR TELECOM APPLICATIONS

RoHS COMPLIANT

COMPATIBLE TO LEAD-FREE SOLDERING PROCESS
CONDITION PER IPC/JEDEC J-STD-020C

EXTENDED OPERATING TEMPERATURE -40/+85°C

ELECTRICAL SPECIFICATIONS @25° C

OCL (100KHz,20mV)

35µH min

DCR

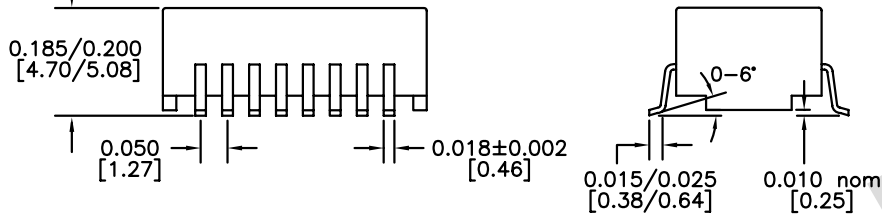
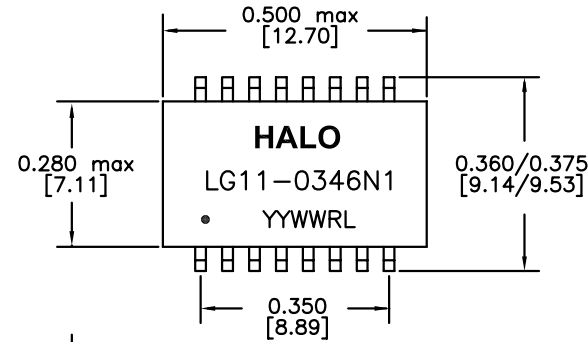
0.3Ω max

Cw/w

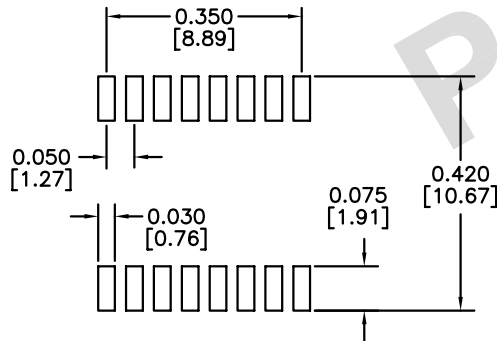
25pF max

ISOLATION

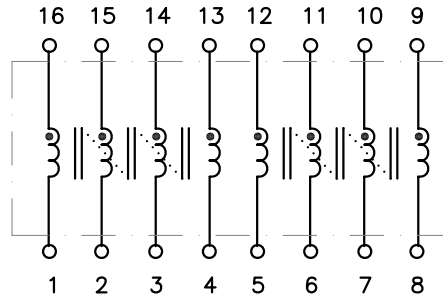
500Vrms



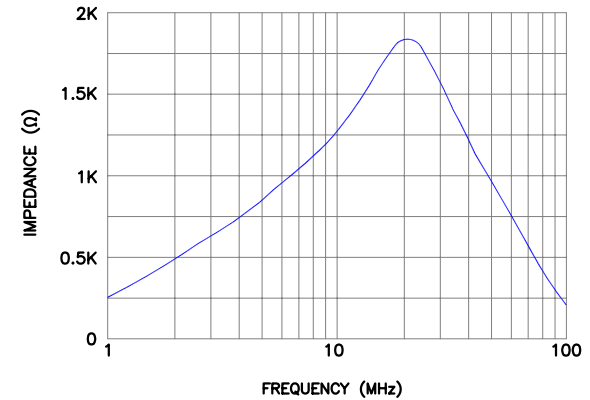
DIMENSIONS: Inch [mm]
CO-PLANARITY: 0.004 [0.10]
TOLERANCES: ±0.005 INCH IF NOT SPECIFIED



RECOMMENDED SOLDER PAD LAYOUT



TYPICAL IMPEDANCE CURVE



HALO/PBL

CALIFORNIA, USA
KOWLOON, HONG KONG
SINGAPORE

TITLE	DUAL CHOKES	SIGNATURES	DATE	REV.	DESC.	DATE
FOR	DATA LINE FILTERING	DRAWN	PETER LU	3/4/09	A	FIRST ISSUE
PART NO.	LG11-0346N1RL	CHECKED	LEI KEONG	3/4/09		
SCALE	NONE	APPROVED	PETER LU	3/4/09		
PAGE	1 OF 1	FILE	LG11-0346N1RL.DWG			