

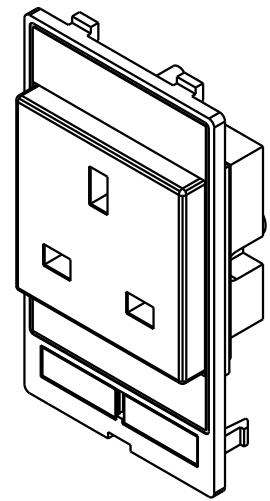
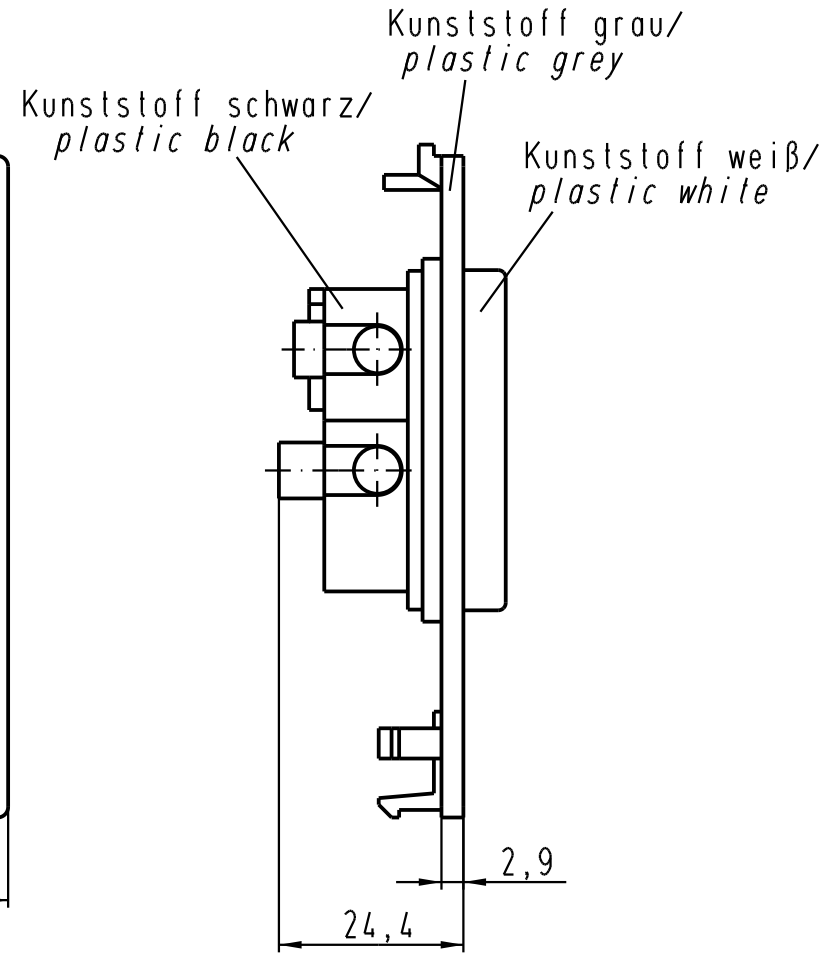
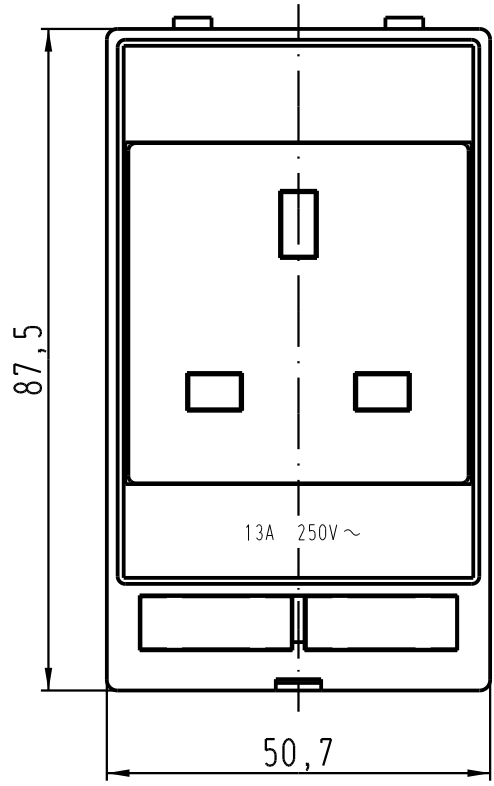
1 2 3 4 5 6

A

B

C

D



Montageanleitung beiliegend/  
assembly instructions enclosed

|   |          |      |                                |          |      |  |  |   |
|---|----------|------|--------------------------------|----------|------|--|--|---|
| All Dimensions in mm<br>Original Size DIN A 4 |          |      | Techn. Character.              |          |      | Nicht tolerierte Masse/ Free size tolerances |  |   |
|   |          |      |                                | Dat.     | Name | Massstab/ Scale                              |  | <b>Han-Port Steckdosenmodul</b><br>Großbritannien (BS)/<br>plug socket module UK (BS) |
|   |          |      | Detail.                        | 13.01.05 | Loe. | 1 : 1  |  |   |
|   |          |      | Insp.                          |          | SP   |  |  |   |
|   |          |      | Stand.                         |          |      |  |  |   |
| 411516  | 15.03.05 | Ho   | HARTING Electric GmbH & Co. KG |          |      | <b>TB 39 50 001 0006</b>                     |  | Blatt/ page   |
| 411407  |          |      | D-32339 Espelkamp              |          |      |  |  |   |
| Mod.  | Dat.     | Name |                                |          |      | Sub.   |  |   |