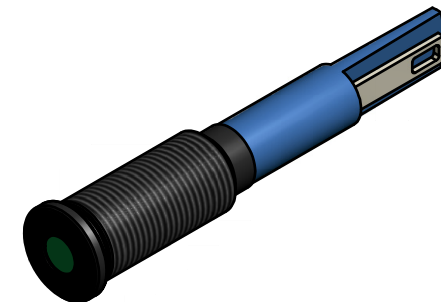
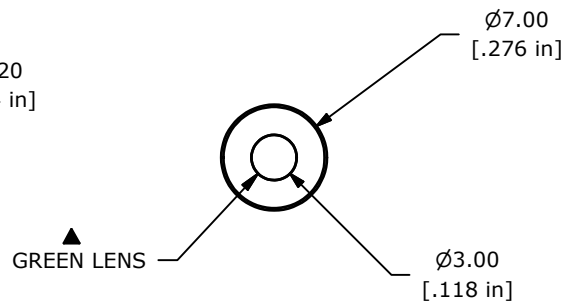
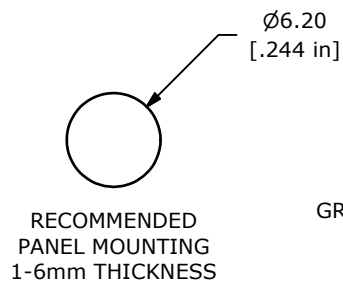
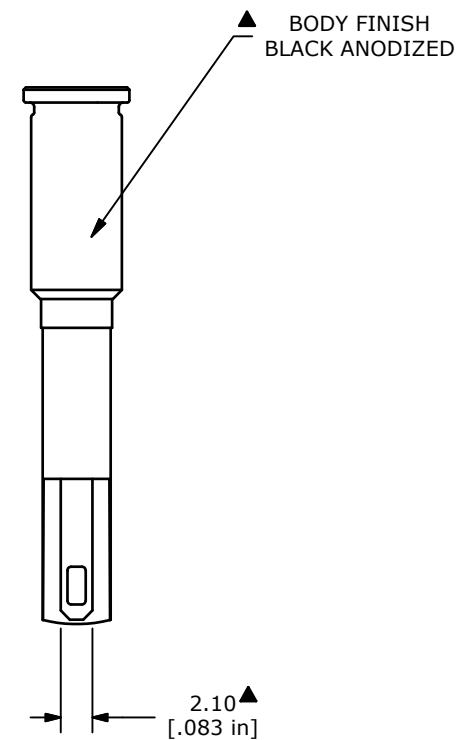
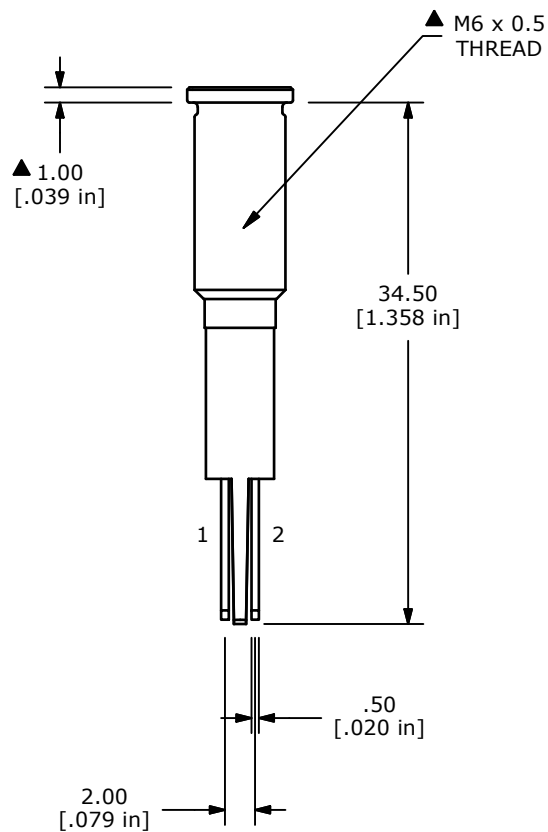


LED SCHEMATIC



## NOTE:

1. ALL DIMENSIONS IN MM [INCH]
2. GENERAL TOLERANCE: X.X =  $\pm 0.4$   
X.XX =  $\pm 0.25$
3. TERMINAL NUMBERS FOR REF ONLY
4. OPERATING TEMP:  $-25^{\circ}\text{C}$  to  $55^{\circ}\text{C}$
5. CURRENT RATING: 2mA-20mA
- ▲ 6. LAMP VOLTAGE: 2.8V
7. IP RATING: IP67
8. ▲ DENOTES CRITICAL PARAMETER.
9. HARDWARE SUPPLIED: O-RING AND HEXNUT
10. 2002/95/EC (ROHS) COMPLIANT.



TITLE PVL06FL131

A	22135	New Release	1/27/16	rc
REV	PCR NO	DESCRIPTION	DATE	BY

THE INFORMATION CONTAINED IN THIS DOCUMENT IS PROPRIETARY  
TO E-SWITCH AND IS NOT TO BE COPIED OR TRANSFERRED

SCALE 2:1	DATE 1/27/2016	DR rc	DWG 52-PVL06FL131	REV A
--------------	-------------------	----------	----------------------	----------