

## General Specifications

Motor Structure: Capacitor-Run Induction Motor

Motor Protection: J ~ K Impedance Protection  
L Thermal Protection

Insulation Resistance:

100M Ω or over with a DC500V Megger

Dielectric Withstand Voltage: AC 1800V 3s

Allowable Ambient Temperature Range:

-10°C ~ +70°C (Operating)

-40°C ~ +70°C (Storage)

(non-condensing environment)

## Expected Life

Failure Rate: 10%

25°C 100,000 Hours

## Material

Casing : Aluminum (Black Painting)

Impeller : Plastic (Black) UL94V-0

Bearing : Ball Bearing

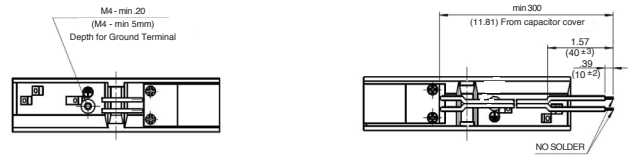
Lead Wire : SPT-1 2X0.824mm<sup>2</sup> AWG18

or Terminal : Faston #110 or equivalent

## Characteristic Curves

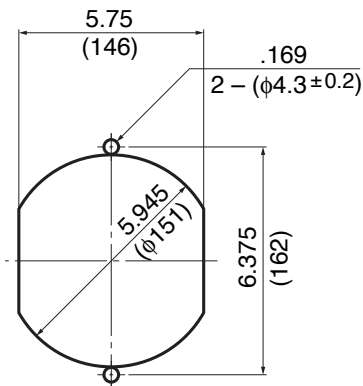


## Outline

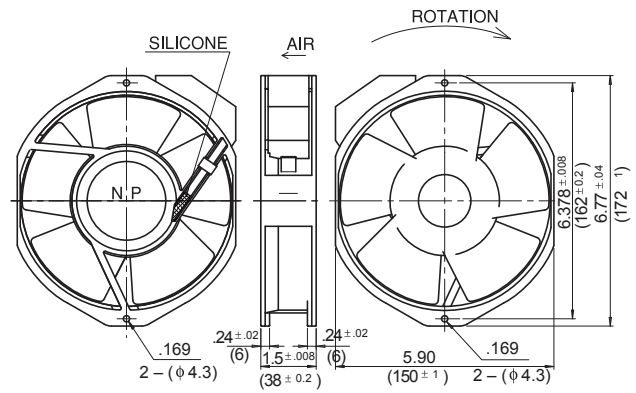


## Outline

Units:  $\frac{\text{inch}}{\text{mm}}$



INLET SIDE / OUTLET SIDE



## Specifications

AC Axial Fans

MODEL	LEGACY P/N	Rated Voltage	Frequency	Starting Voltage	Current	Input Power	Speed	Max. Air Flow		Max. Static Pressure		Noise	Mass
		(V)	(Hz)	(V)	(A) <sup>*1</sup>	(W)	(min <sup>-1</sup> ) <sup>*2</sup>	CFM <sup>*1</sup>	(m <sup>3</sup> /min) <sup>*2</sup>	in H <sub>2</sub> O	(Pa) <sup>*2</sup>	(dB) <sup>*2</sup>	(g)
** 15038PB-A0J-EA-00	5915PC-10T-B10-B00	100	50	65	0.170	16.0	1400	84.7	2.40	.173	43.1	35.0	800
		100	60	65	0.020	18.0	1650	102.3	2.90	.243	60.7	38.0	800
** 15038PB-A0K-EA-00	5915PC-10T-B20-B00	100	50	65	0.250	22.0	2200	141.2	4.00	.393	98.0	46.0	800
		100	60	65	0.230	23.0	2600	166.0	4.70	.472	117.6	50.0	800
** 15038PB-A0L-EP-00	5915PC-10T-B30-B00	100	50	65	0.470	37.0	2700	176.5	5.00	.629	156.8	52.0	800
		100	60	65	0.440	33.0	3200	212.0	6.00	.865	215.6	56.0	800
15038PB-A1J-EA-00	5915PC-12T-B10-A00	115	50	75	0.160	16.0	1400	84.7	2.40	.173	43.1	35.0	800
		115	60	75	0.190	18.0	1650	102.3	2.90	.243	60.7	38.0	800
15038PB-A1K-EA-00	5915PC-12T-B20-A00	115	50	75	0.200	21.0	2200	141.2	4.00	.393	98.0	46.0	800
		115	60	75	0.210	22.0	2600	166.0	4.70	.472	117.6	50.0	800
15038PB-A1L-EP-00	5915PC-12T-B30-A00	115	50	75	0.380	35.0	2700	176.5	5.00	.629	156.8	52.0	800
		115	60	75	0.360	32.0	3200	212.0	6.00	.865	215.6	56.0	800
** 15038PB-B0J-EA-00	5915PC-20T-B10-B00	200	50	130	0.110	16.0	1400	84.7	2.40	.169	42.1	35.0	800
		200	60	130	0.130	18.0	1650	102.3	2.90	.243	60.7	38.0	800
** 15038PB-B0K-EA-00	5915PC-20T-B20-B00	200	50	130	0.120	22.0	2200	141.2	4.00	.393	98.0	46.0	800
		200	60	130	0.140	23.0	2600	166.0	4.70	.472	117.6	50.0	800
** 15038PB-B0L-EP-00	5915PC-20T-B30-B00	200	50	130	0.236	34.0	2700	176.5	5.00	.629	156.8	52.0	800
		200	60	130	0.210	33.0	3200	212.0	6.00	.865	215.6	56.0	800
** 15038PB-B2J-EA-00	5915PC-22T-B10-B00	220	50	130	0.100	16.0	1400	84.7	2.40	.169	42.1	35.0	800
		220	60	130	0.120	18.0	1650	102.3	2.90	.243	60.7	38.0	800
** 15038PB-B2K-EA-00	5915PC-22T-B20-B00	220	50	145	0.110	23.0	2200	141.2	4.00	.393	98.0	46.0	800
		220	60	145	0.130	26.0	2600	166.0	4.70	.472	117.6	50.0	800
** 15038PB-B2L-EP-00	5915PC-22T-B30-B00	220	50	145	0.210	40.0	2700	176.5	5.00	.629	156.8	52.0	800
		220	60	145	0.180	38.0	3200	212.0	6.00	.865	215.6	56.0	800
15038PB-B3J-EA-00	5915PC-23T-B10-A00	230	50	145	0.090	16.0	1400	84.7	2.40	.169	43.1	35.0	800
		230	60	145	0.110	18.0	1650	102.3	2.90	.243	60.7	38.0	800
15038PB-B3K-EA-00	5915PC-23T-B20-A00	230	50	145	0.120	23.0	2200	141.2	4.00	.393	98.0	46.0	800
		230	60	145	0.140	26.0	2600	166.0	4.70	.472	117.6	50.0	800
15038PB-B3L-EP-00	5915PC-23T-B30-A00	230	50	145	0.180	35.0	2700	176.5	5.00	.629	156.8	52.0	800
		230	60	145	0.190	35.0	3200	212.0	6.00	.865	215.6	56.0	800
** 15038PB-B4J-AA-00	5915PC-24T-B10-A00	240	50	145	0.090	16.0	1400	84.7	2.40	.169	42.1	35.0	800
		240	60	145	0.110	18.0	1650	102.3	2.90	.243	60.7	38.0	800
** 15038PB-B4K-AA-00	5915PC-24T-B20-A00	240	50	145	0.100	22.0	2200	141.2	4.00	.393	98.0	46.0	800
		240	60	145	0.110	26.0	2600	166.0	4.70	.472	117.6	50.0	800
** 15038PB-B4L-EP-00	5915PC-24T-B30-A00	240	50	155	0.180	34.0	2700	176.5	5.00	.629	156.8	52.0	800
		240	60	155	0.170	34.0	3200	212.0	6.00	.865	215.6	56.0	800

Rotation: Counterclockwise

Airflow Outlet: Air Out Over Struts

\*\* Contact NMB for Availability

\*1: Maximum Values in Free Air

\*2: Average Values in Free Air

\*3: Minimum Values in Free Air