

General Specifications

Motor Structure: Capacitor-Run Induction Motor

Motor Protection: J ~ K Impedance Protection
L Thermal Protection

Insulation Resistance:

100M Ω or over with a DC500V Megger

Dielectric Withstand Voltage: AC 1800V 3s

Allowable Ambient Temperature Range:

-10°C ~ +70°C (Operating)

-40°C ~ +70°C (Storage)

(non-condensing environment)

Expected Life

Failure Rate: 10%

25°C 100,000 Hours

Material

Casing : Aluminum (Black Painting)

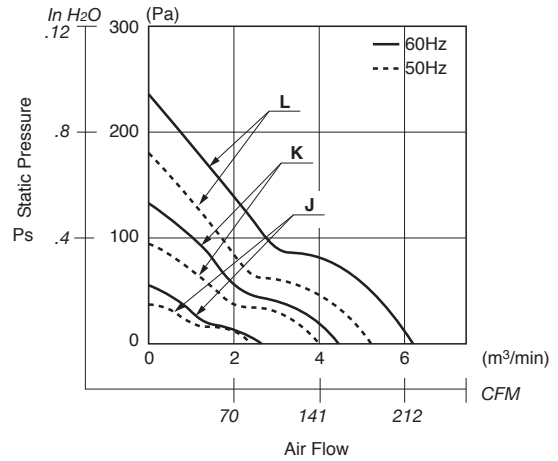
Impeller : Plastic (Black) UL94V-0

Bearing : Ball Bearing

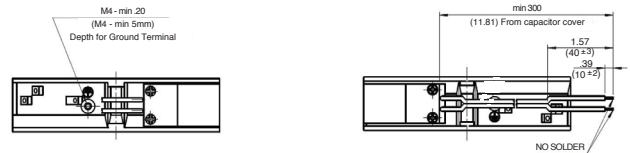
Lead Wire : SPT-1 2X0.824mm² AWG18

or Terminal : Faston #110 or equivalent

Characteristic Curves

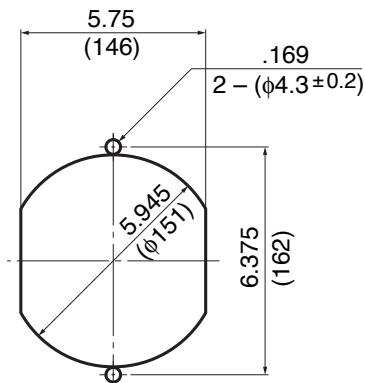


Outline

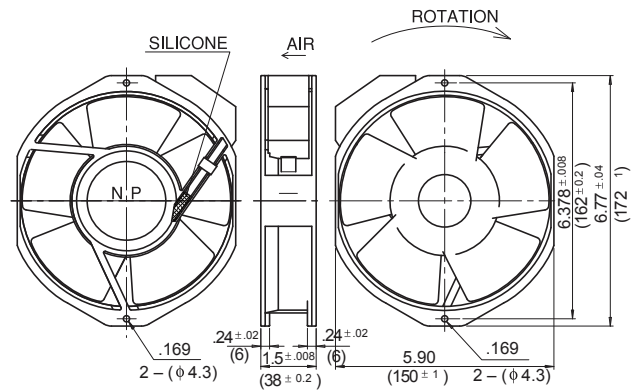


Outline

Units: $\frac{\text{inch}}{\text{mm}}$



INLET SIDE / OUTLET SIDE



Specifications

AC Axial Fans

| MODEL | LEGACY P/N | Rated Voltage | Frequency | Starting Voltage | Current | Input Power | Speed | Max. Air Flow | | Max. Static Pressure | | Noise | Mass |
|----------------------|--------------------|---------------|-----------|------------------|-------------------|-------------|------------------------------------|-------------------|-------------------------------------|----------------------|--------------------|--------------------|------|
| | | (V) | (Hz) | (V) | (A) ^{*1} | (W) | (min ⁻¹) ^{*2} | CFM ^{*1} | (m ³ /min) ^{*2} | in H ₂ O | (Pa) ^{*2} | (dB) ^{*2} | (g) |
| ** 15038PB-A0J-EA-00 | 5915PC-10T-B10-B00 | 100 | 50 | 65 | 0.170 | 16.0 | 1400 | 84.7 | 2.40 | .173 | 43.1 | 35.0 | 800 |
| | | 100 | 60 | 65 | 0.020 | 18.0 | 1650 | 102.3 | 2.90 | .243 | 60.7 | 38.0 | 800 |
| ** 15038PB-A0K-EA-00 | 5915PC-10T-B20-B00 | 100 | 50 | 65 | 0.250 | 22.0 | 2200 | 141.2 | 4.00 | .393 | 98.0 | 46.0 | 800 |
| | | 100 | 60 | 65 | 0.230 | 23.0 | 2600 | 166.0 | 4.70 | .472 | 117.6 | 50.0 | 800 |
| ** 15038PB-A0L-EP-00 | 5915PC-10T-B30-B00 | 100 | 50 | 65 | 0.470 | 37.0 | 2700 | 176.5 | 5.00 | .629 | 156.8 | 52.0 | 800 |
| | | 100 | 60 | 65 | 0.440 | 33.0 | 3200 | 212.0 | 6.00 | .865 | 215.6 | 56.0 | 800 |
| 15038PB-A1J-EA-00 | 5915PC-12T-B10-A00 | 115 | 50 | 75 | 0.160 | 16.0 | 1400 | 84.7 | 2.40 | .173 | 43.1 | 35.0 | 800 |
| | | 115 | 60 | 75 | 0.190 | 18.0 | 1650 | 102.3 | 2.90 | .243 | 60.7 | 38.0 | 800 |
| 15038PB-A1K-EA-00 | 5915PC-12T-B20-A00 | 115 | 50 | 75 | 0.200 | 21.0 | 2200 | 141.2 | 4.00 | .393 | 98.0 | 46.0 | 800 |
| | | 115 | 60 | 75 | 0.210 | 22.0 | 2600 | 166.0 | 4.70 | .472 | 117.6 | 50.0 | 800 |
| 15038PB-A1L-EP-00 | 5915PC-12T-B30-A00 | 115 | 50 | 75 | 0.380 | 35.0 | 2700 | 176.5 | 5.00 | .629 | 156.8 | 52.0 | 800 |
| | | 115 | 60 | 75 | 0.360 | 32.0 | 3200 | 212.0 | 6.00 | .865 | 215.6 | 56.0 | 800 |
| ** 15038PB-B0J-EA-00 | 5915PC-20T-B10-B00 | 200 | 50 | 130 | 0.110 | 16.0 | 1400 | 84.7 | 2.40 | .169 | 42.1 | 35.0 | 800 |
| | | 200 | 60 | 130 | 0.130 | 18.0 | 1650 | 102.3 | 2.90 | .243 | 60.7 | 38.0 | 800 |
| ** 15038PB-B0K-EA-00 | 5915PC-20T-B20-B00 | 200 | 50 | 130 | 0.120 | 22.0 | 2200 | 141.2 | 4.00 | .393 | 98.0 | 46.0 | 800 |
| | | 200 | 60 | 130 | 0.140 | 23.0 | 2600 | 166.0 | 4.70 | .472 | 117.6 | 50.0 | 800 |
| ** 15038PB-B0L-EP-00 | 5915PC-20T-B30-B00 | 200 | 50 | 130 | 0.236 | 34.0 | 2700 | 176.5 | 5.00 | .629 | 156.8 | 52.0 | 800 |
| | | 200 | 60 | 130 | 0.210 | 33.0 | 3200 | 212.0 | 6.00 | .865 | 215.6 | 56.0 | 800 |
| ** 15038PB-B2J-EA-00 | 5915PC-22T-B10-B00 | 220 | 50 | 130 | 0.100 | 16.0 | 1400 | 84.7 | 2.40 | .169 | 42.1 | 35.0 | 800 |
| | | 220 | 60 | 130 | 0.120 | 18.0 | 1650 | 102.3 | 2.90 | .243 | 60.7 | 38.0 | 800 |
| ** 15038PB-B2K-EA-00 | 5915PC-22T-B20-B00 | 220 | 50 | 145 | 0.110 | 23.0 | 2200 | 141.2 | 4.00 | .393 | 98.0 | 46.0 | 800 |
| | | 220 | 60 | 145 | 0.130 | 26.0 | 2600 | 166.0 | 4.70 | .472 | 117.6 | 50.0 | 800 |
| ** 15038PB-B2L-EP-00 | 5915PC-22T-B30-B00 | 220 | 50 | 145 | 0.210 | 40.0 | 2700 | 176.5 | 5.00 | .629 | 156.8 | 52.0 | 800 |
| | | 220 | 60 | 145 | 0.180 | 38.0 | 3200 | 212.0 | 6.00 | .865 | 215.6 | 56.0 | 800 |
| 15038PB-B3J-EA-00 | 5915PC-23T-B10-A00 | 230 | 50 | 145 | 0.090 | 16.0 | 1400 | 84.7 | 2.40 | .169 | 43.1 | 35.0 | 800 |
| | | 230 | 60 | 145 | 0.110 | 18.0 | 1650 | 102.3 | 2.90 | .243 | 60.7 | 38.0 | 800 |
| 15038PB-B3K-EA-00 | 5915PC-23T-B20-A00 | 230 | 50 | 145 | 0.120 | 23.0 | 2200 | 141.2 | 4.00 | .393 | 98.0 | 46.0 | 800 |
| | | 230 | 60 | 145 | 0.140 | 26.0 | 2600 | 166.0 | 4.70 | .472 | 117.6 | 50.0 | 800 |
| 15038PB-B3L-EP-00 | 5915PC-23T-B30-A00 | 230 | 50 | 145 | 0.180 | 35.0 | 2700 | 176.5 | 5.00 | .629 | 156.8 | 52.0 | 800 |
| | | 230 | 60 | 145 | 0.190 | 35.0 | 3200 | 212.0 | 6.00 | .865 | 215.6 | 56.0 | 800 |
| ** 15038PB-B4J-AA-00 | 5915PC-24T-B10-A00 | 240 | 50 | 145 | 0.090 | 16.0 | 1400 | 84.7 | 2.40 | .169 | 42.1 | 35.0 | 800 |
| | | 240 | 60 | 145 | 0.110 | 18.0 | 1650 | 102.3 | 2.90 | .243 | 60.7 | 38.0 | 800 |
| ** 15038PB-B4K-AA-00 | 5915PC-24T-B20-A00 | 240 | 50 | 145 | 0.100 | 22.0 | 2200 | 141.2 | 4.00 | .393 | 98.0 | 46.0 | 800 |
| | | 240 | 60 | 145 | 0.110 | 26.0 | 2600 | 166.0 | 4.70 | .472 | 117.6 | 50.0 | 800 |
| ** 15038PB-B4L-EP-00 | 5915PC-24T-B30-A00 | 240 | 50 | 155 | 0.180 | 34.0 | 2700 | 176.5 | 5.00 | .629 | 156.8 | 52.0 | 800 |
| | | 240 | 60 | 155 | 0.170 | 34.0 | 3200 | 212.0 | 6.00 | .865 | 215.6 | 56.0 | 800 |

Rotation: Counterclockwise

Airflow Outlet: Air Out Over Struts

** Contact NMB for Availability

*1: Maximum Values in Free Air

*2: Average Values in Free Air

*3: Minimum Values in Free Air