

4

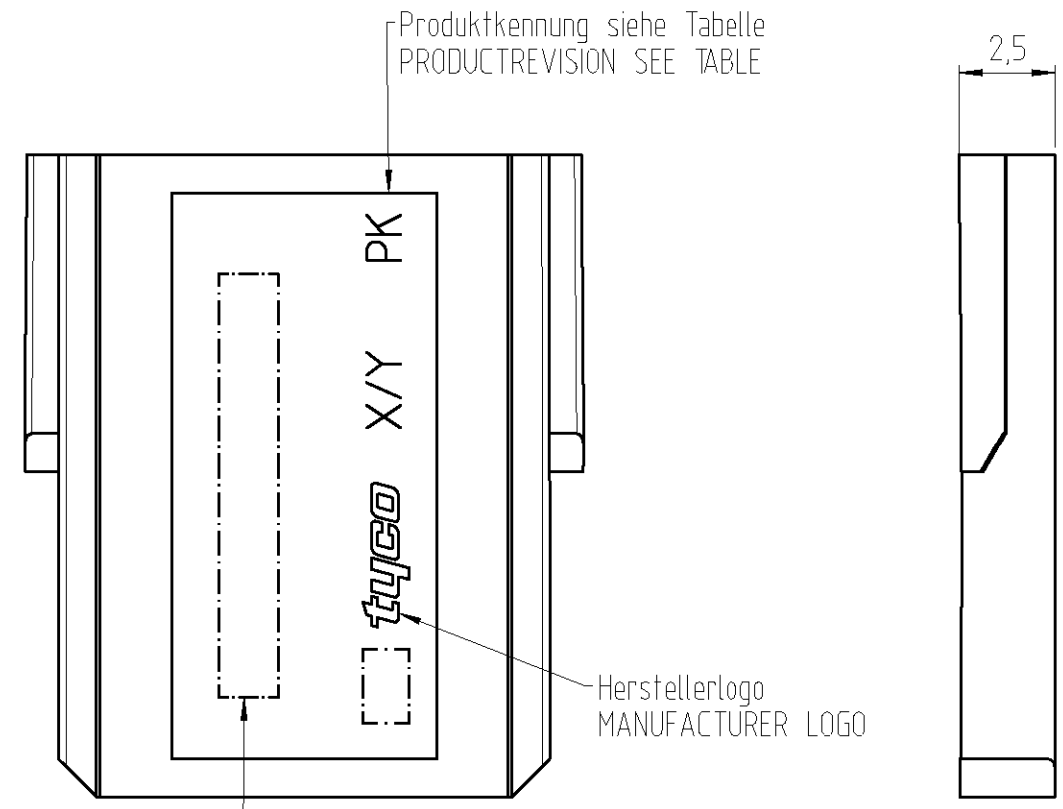
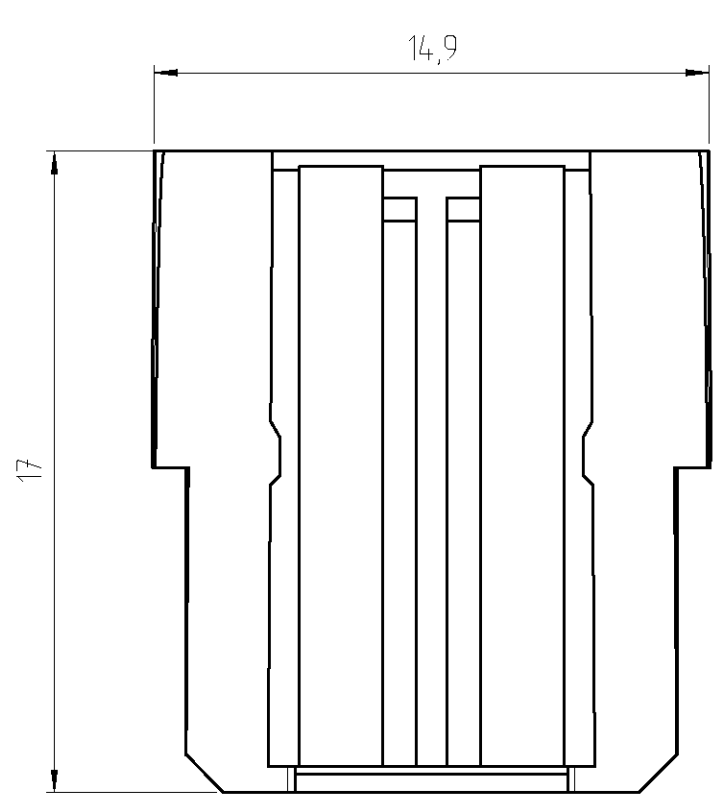
3

2

1

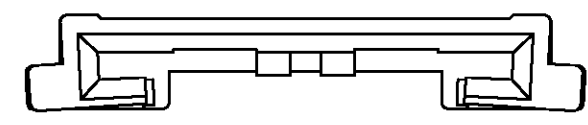
THIS DRAWING IS UNPUBLISHED. RELEASED FOR PUBLICATION 09.01.20
 © COPYRIGHT 2001 BY AMP INCORPORATED. ALL RIGHTS RESERVED.

LOC		DIST		REVISIONS			
P	LTR	DESCRIPTION	DATE	DWN	APVD		
	A1	EG00-0057-01	09.01.01	DVH	BR		
	A2	SR20-0058-01	03.12.01	BK	JF		



1. Material: PBT GF30
2. Farbe siehe Tabelle
COLOUR SEE TABLE
3. Zulässiger Regeneratanteil max. 55%
MAX. 55% RECYCLED MATERIAL PERMISSIBLE

1393449-3	V23540-A1000-Y458	02	verkehrspurpur RAL 4006	A1000-Y458
1393449-1	V23540-A1000-Y452	02	türkisblau RAL 5018	A1000-Y452
1393439-3	V23540-A1000-Y451	02	natur RAL ---	A1000-Y451
AMP-PN	EC-PN	PK	Farbe COLOUR	Beschriftung LETTERING



<small>THIS DRAWING IS A CONTROLLED DOCUMENT FOR AMP INCORPORATED. IT IS SUBJECT TO CHANGE AND THE CONTROLLING ENGINEERING ORGANIZATION SHOULD BE CONTACTED FOR THE LATEST REVISION.</small>		DWN D. Van Hoecke 9.1.01 CHK B. Reis 9.1.01 APVD S. Glaser 9.1.01	tyco Electronics tyco Electronics AMP GmbH D-64625 Bensheim			
DIMENSIONS: mm		 TOLERANCES UNLESS OTHERWISE SPECIFIED: 0 PLC ±- 1 PLC ±- 2 PLC ±- 3 PLC ±- 4 PLC ±- ANGLES ±- FINISH 	NAME Verschlussplatte LOCKING PLATE			
			PRODUCT SPEC APPLICATION SPEC WEIGHT	SIZE A3	CAGE CODE 00779	DRAWING NO C=141132
MATERIAL		CUSTOMER DRAWING		SCALE 5:1	SHEET 1 OF 1	REV A2