


specifications

Small form factor fiber optic jack modules shall be compliant with the TIA FOCIS-6 Fiber Jack interface specification. RJ-45 style module shall be field terminable in one module space with no adapter. The jack module shall contain a factory terminated pre-polished multimode fiber, requiring no field polishing and no adhesive. The fibers shall terminate in 2.5mm ferrules with a non-optical disconnect and typical insertion loss of 0.3dB (62.5/125µm) or 0.35dB (50/125µm) per connector.



MINI-COM® FJ® OPTI-CRIMP® Fiber Optic Jack Module — Pre-polished Crimp

technical information

Fiber compatibility:	62.5/125µm and 50/125µm multimode versions available
Fiber cable type:	Tight-buffered cable only (3.0mm jacketed or 900µm)
Ferrule type:	Zirconia ceramic with a pre-polished fiber stub
Insertion loss:	0.3dB typical (62.5/125µm), 0.35dB typical (50/125µm)
Return loss:	Greater than 20dB

key features and benefits

Pre-polished fiber stub	Eliminates polishing steps, speeding installation
VFL verification during crimp process	Provides installer with a visual signal when optimal continuity is made and the crimp step can be performed
FJ interface independent free-floating ferrules	Greater reliability; ensures physical fiber contact for consistent low return loss, unlike unitary multi-fiber ferrule connectors
Mechanical crimp cable retention	Consistently provides higher than industry standard cable retention; requires no adhesive, speeding installation
Small form factor connector	Double the port density in one module space at the outlet and in the telecommunications room
Proven 2.5mm ceramic ferrules	Uses standard termination tools and procedures; provides strength and reliability
Robust design	Protects fibers from mechanical and environmental stress
Non-optical disconnect	Network reliability; maintains data transmission under tensile loads
RJ-45 form factor	Familiar to end-users, snaps into all MINI-COM outlets and modular patch panels
Field terminable jack module and plug	Allows assembly of special length patch cords on site
Adapterless	Fewer components to order and inventory
Flush mount	Unused ports do not protrude from the wall; can be used with shuttered faceplates
FOCIS-6 compliant	Ensures intermatability with all FOCIS-6 compliant components
Exceeds TIA/EIA-568-B.3	Network reliability assured as defined by TIA
Keyed solution available	Provides mechanical network security; limits access to highly sensitive, classified and segregated networks

applications

Fiber-to-the-desk: The pre-polished mechanical crimp version of MINI-COM FJ Fiber Optic Jack Module is the ultimate desktop fiber connector. Elimination of end face polishing and adhesive provides for faster installation, especially in remote areas and confined spaces. This reduces installation time over standard field polish FJ Duplex Jack Modules by 70%. The 2.5mm ferrule provides robustness required for this demanding environment. The FJ interface design is familiar to the end user and is polarized to prevent mismatch of transmit and receive cables. Because there is no adapter, unused ports remain flush with the wall and away from damage. The modularity with copper connectors allows for the complete data-communications solution to every workstation in one outlet.

*ST is a registered trademark of Lucent Technologies.

Keyed network security: Four color-coded, keyed configurations of the jack module and plug are available to provide mechanical and visual differentiation to prevent unintentional insertion into adjacent ports. The keyed design provides network security for military, government, financial and educational applications. A universal keyed plug is available for testing purposes.

Telecommunications room: The high port density of the FJ Jack Module reduces space requirements for fiber terminations in the telecommunications room. This allows the end user to use less rack space and purchase fewer fiber enclosures. The multiple color options allow color coding of different networks or areas of the building for easier troubleshooting.

FJ OPTI-CRIMP Multimode Duplex Jack Modules

62.5/125µm:	FJJSMM5C**
50/125µm:	FJJSMM50C**

FJ Multimode Duplex Plugs

62.5/125µm or 50/125µm:	FJEPGM5C**
--------------------------------	------------

Plug to Plug Coupler

Plug to plug coupler:	FJGCCEI
------------------------------	---------

(primarily used in testing)

Replacement Ferrule Assemblies for FJ OPTI-CRIMP Jack Modules

62.5/125µm:	FJJSMMFRL-X
50/125µm:	FJJSMM50FRL-X

X = Bag of 10 ferrule assemblies, crimp sleeves and dust caps.

Multimode Duplex Patch Cords and Pigtails

FJ plug to FJ plug:	F^D6P-6PM‡
3mm jacketed FJ jack module pigtail:	F^D6J-NM‡
900µm buffered FJ jack module pigtail:	F^B6J-NM‡
FJ plug to SC:	F^D6P-3M‡
FJ plug to ST*:	F^D6P-2M‡
FJ plug (keyed W) to SC:	F^D6PW-3M‡

All key type (W, X, Y, Z) patch cords available.
^Available in 62.5/125µm (6) and 50/125µm (5).
‡Patch cords are available in 1, 2, 3, 5 and 10 meter lengths, and pigtails are available in 1, 2 and 3 meter lengths.

OPTI-CRIMP Termination Tooling

Termination kit:	FJMVKIT
-------------------------	---------

To upgrade from FJKITG, purchase FJQCVR fiber cleaver tool and FVFLKIT visual fault locator kit.
To upgrade from FJMKIT, purchase FVFLKIT visual fault locator kit.

**Substitute for Colors:	Keyed Colors:
EI = Electric Ivory	WBL = Keyed W in Black
BL = Black	XRD = Keyed X in Red
BU = Blue	YOR = Keyed Y in Orange
IW = Off White	ZYL = Keyed Z in Yellow
AW = Arctic White	

installer tips

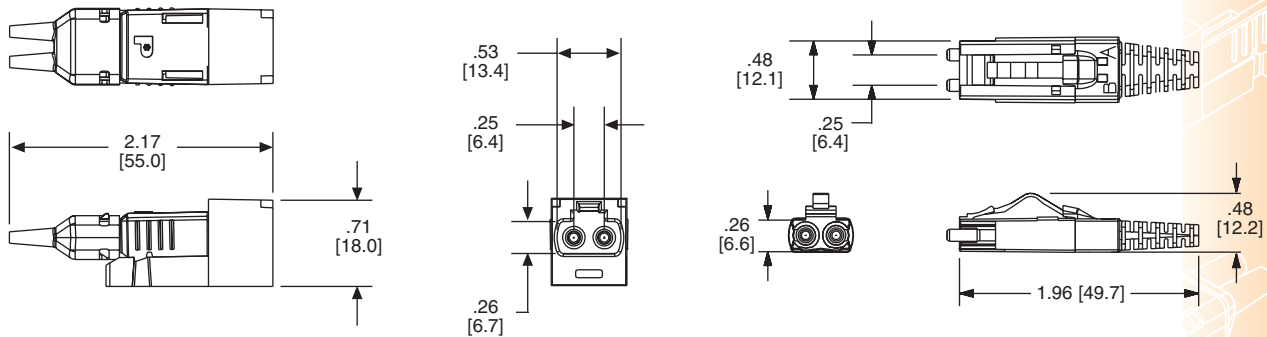
Terminate on tight-buffered cable only. Always use FVFL Visual Fault Locator during termination.

MINI-COM® FJ® OPTI-CRIMP® Fiber Optic Jack Module — Pre-polished Crimp

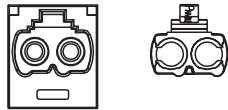
Standards Compliant Connector Performance

TIA 455	Description	Test Procedure and TIA/EIA-568-B.3 Required Performance	Typical Performance
1	Flex	100 cycles; -180 to 180 degrees; max. insertion loss 0.75dB, min. return loss 20dB	<0.2dB additional loss
2	Impact	8 drops from 1.8m; max. insertion loss 0.75dB, min. return loss 20dB	<0.1dB additional loss
4	High Temperature	4 days at 60°C followed by post-conditioning FOTP-6; max. insertion loss 0.75dB, min. return loss 20dB	<0.2dB additional loss
5	Humidity	4 days at 90-95% RH and 40°C; max. insertion loss 0.75dB, min. return loss 20dB max. change during test 0.4dB	<0.1dB additional loss
6	Cable Retention	11.24 lbs. at 0 degrees, 4.4 lbs. at 90 degrees; max. insertion loss 0.75dB, min. return loss 20dB max. change during test 0.5dB	<0.2dB additional loss
21	Durability	500 mate/unmate cycles; max. insertion loss 0.75dB, min. return loss 20dB	<0.1dB additional loss
34	Insertion Loss	max. insertion loss 0.75dB	0.3dB typical (62.5/125µm) 0.35dB typical (50/125µm)
36	Twist	10 cycles; 2.5 cw, 5 ccw, 2.5 cw; max. insertion loss 0.75dB, min. return loss 20dB	<0.1dB additional loss
107	Return Loss	20dB minimum return loss	>20dB
185	Coupling Strength	7.4 lbs. at 0 degrees; max. insertion loss 0.75dB, min. return loss 20dB	<0.1dB additional loss
188	Low Temperature	4 days at 0°C; max. insertion loss 0.75dB, min. return loss 20dB max. change during test 0.3dB	<0.1dB additional loss

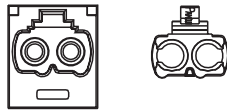
NOTE: Multimode tests performed at 850 and 1300nm.



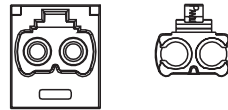
Keyed W - Black



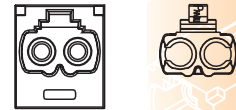
Keyed X - Red



Keyed Y - Orange



Keyed Z - Yellow



Dimensions are in inches (Dimensions in brackets are in millimeters)

For a copy of PANDUIT product warranties, log on to www.panduit.com/warranty

For a full line catalog (SA-NC10CB01A), email us at csteam@panduit.com or call Customer Service at 800-777-3300.



PANDUIT CORP.
Tinley Park, Illinois 60477-3091
Customer Service: 800-777-3300
Technical Support: 866-405-6654
Email: ncginfo@panduit.com
Website: www.panduit.com/ncg

Contact your local authorized PANDUIT distributor for pricing. For your local Sales Office call 800-777-3300

PANDUIT CANADA
Markham, Ontario
Phone: 800-777-3300

PANDUIT EUROPE LTD.
London, UK
Phone: 44 208-601-7200

PANDUIT ASIA PACIFIC PTE. LTD.
Republic of Singapore
Phone: (65) 6379 6700

PANDUIT JAPAN
Tokyo, Japan
Phone: (81) (3) 3767-7011

PANDUIT LATIN AMERICA
Jalisco, Mexico
Phone: (52) (333) 666-2501

PANDUIT AUSTRALIA PTY. LTD.
Victoria, Australia
Phone: (61) 3-9794 9020