

(1.00 mm) .0394"

PCIE-098-02-F-D-EMS2

PCIE-064-02-F-D-RA

PCIE-036-02-F-D-TH

PCIE SERIES

# PCI EXPRESS® CARD SOCKETS

## SPECIFICATIONS

For complete specifications and recommended PCB layouts see [www.samtec.com?PCIE](http://www.samtec.com?PCIE)

### Insulator Material:

- TH=Black Nylon
- EMS2 & -RA=LCP

### Contact:

Phosphor Bronze

### Plating:

Au or Sn over 50 μm (1.27 μm) Ni

### Current Rating:

2.2 A per pin (2 adjacent pins powered)

### Operating Temp:

-55 °C to +125 °C

### Card Insertion Depth:

(7.65 mm) .301" nominal

### RoHS Compliant:

Yes

### Lead-Free Solderable:


-RA & -EMS2=Yes

-TH=Wave only

**Card Mates:**  
(1.60 mm) .062" card

**Cable Mates:**  
PCIEC

**Note:**  
While optimized for 50 Ω applications, this connector with alternative signal/ground patterns may also perform well in certain 75 Ω applications.



## HIGH-SPEED CHANNEL PERFORMANCE

PCIE

Rating based on Samtec reference channel.  
For full SI performance data visit [Samtec.com](http://Samtec.com) or contact [SIG@samtec.com](mailto:SIG@samtec.com)

14  
Gbps

Four rows on 2 mm pitch

**ALSO AVAILABLE**  
(MOQ Required)

- Other platings

## RECOGNITIONS

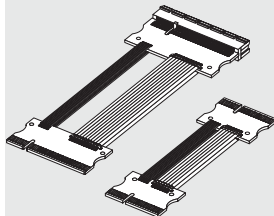
For complete scope of recognitions see [www.samtec.com/quality](http://www.samtec.com/quality)



FILE NO. E111594

## OTHER SOLUTIONS

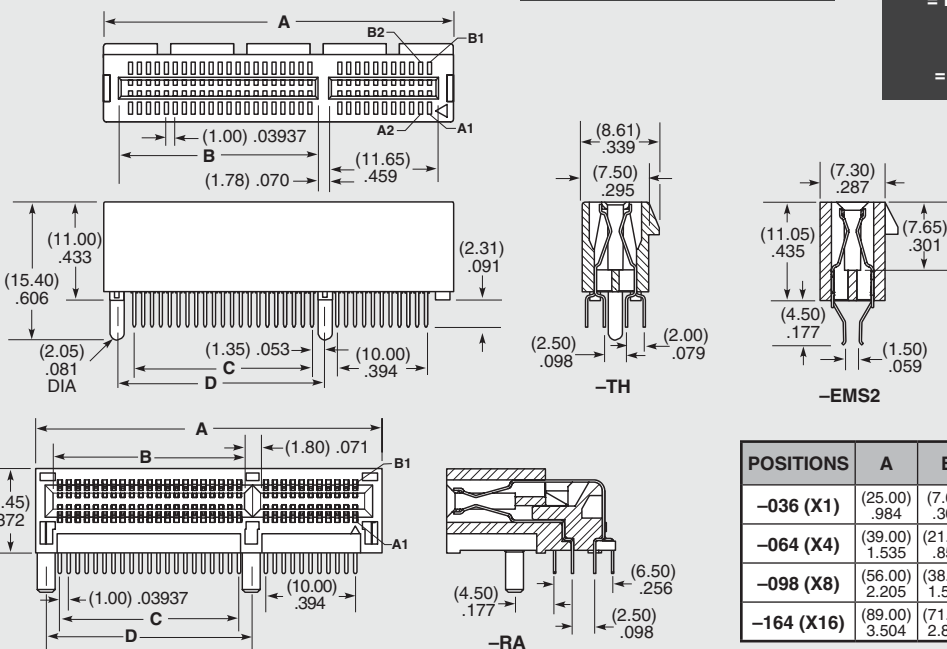
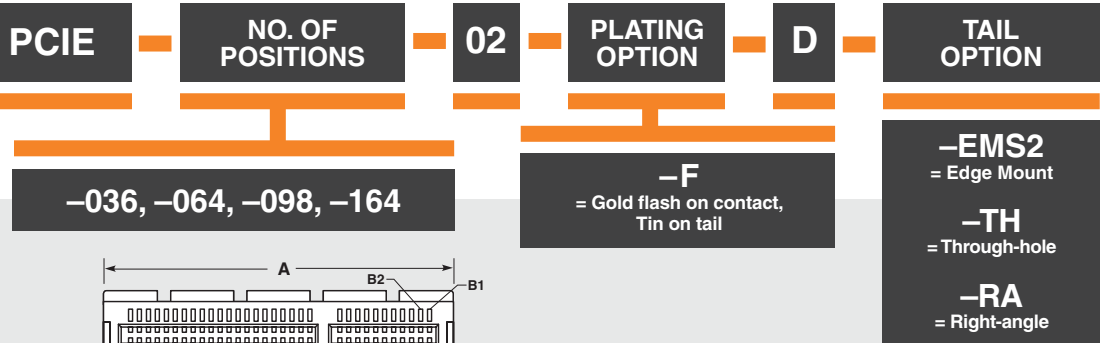
PCI Express® Jumpers & Extenders call for PCIEC Series



- Loop back Extender (From one PCIe® slot to another PCIe® slot)
- Ser-Des Physical Extender (From one PCIe® slot to another PCIe® Ser-Des)
- Physical Extender for easy troubleshooting of PCIe® card debug and analysis (PCIe® slot to Emulator or Analyzer)

PCI-SIG®, PCI Express® and the PCIe® design marks are registered trademarks and/or service marks of PCI-SIG.

**Note:**  
Some lengths, styles and options are non-standard, non-returnable.



POSITIONS	A	B	C	D
-036 (X1)	(25.00) .984	(7.65) .301	(6.00) .236	(9.15) .360
-064 (X4)	(39.00) 1.535	(21.65) .852	(20.00) .787	(23.15) .911
-098 (X8)	(56.00) 2.205	(38.65) 1.522	(37.00) 1.457	(40.15) 1.581
-164 (X16)	(89.00) 3.504	(71.65) 2.821	(70.00) 2.756	(73.15) 2.880

Due to technical progress, all designs, specifications and components are subject to change without notice.

[WWW.SAMTEC.COM](http://WWW.SAMTEC.COM)

All parts within this catalog are built to Samtec's specifications.  
Customer specific requirements must be approved by Samtec and identified in a Samtec customer-specific drawing to apply.