

“Stay Connected” with



Strain Relief Bushings

a PennEngineering® Company

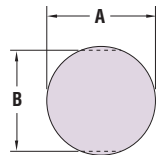


## Heyco® Strain Relief Mounting Hole Punches

Maximum Gauge for Mild Steel	PANEL DIMENSIONS				PART NO.	DESCRIPTION	REQUIRED PULLER	
	A Mounting Hole Dia.		B To Prevent Rotation					
	in.	mm.	in.	mm.				
16 ga.	.375	9,5	.330	8,4	<b>1333</b>	SRP 375-330	1350*	
			.345	8,8	<b>1334</b>	SRP 375-345		
14 ga.	.437	11,1	.390	9,9	<b>1335</b>	SRP 437-390	1351*	
			.450	11,4	<b>1337</b>	SRP 500-450		
	.500	12,7	.460	11,7	<b>1339</b>	SRP 500-460		
			.465	11,8	<b>1340</b>	SRP 500-465		
		.562	14,3	.530	13,5	<b>1341</b>	SRP 562-530	1352**
		.625	15,9	.550	14,0	<b>1342</b>	SRP 625-550	
		.750	19,1	.660	16,8	<b>1344</b>	SRP 750-660	
		.875	22,2	.770	19,6	<b>1345</b>	SRP 875-770	
				.840	21,3	<b>1346</b>	SRP 875-840	1353**
		1.000	25,4	.875	22,2	<b>1336</b>	SRP 1000-875	
		1.093	27,8	.970	24,6	<b>1338</b>	SRP 1093-970	
				1.000	25,4	<b>1347</b>	SRP 1093-1000	
	1.109	28,2	1.000	25,5	<b>1343</b>	SRP 1109-1000	1353**	
	1.130	28,7	1.005	25,5	<b>1348</b>	SRP 1130-1005		

\*May be operated manually or used with a hydraulic puller.

\*\*For use with CYL-201 and CYL-205A cylinders. May also be compatible with other industry standard pullers having a 3/4"-16 socket.



MOUNTING HOLE

- Double D configuration protects your strain relief and cable assembly from the forces of twist.
- Unique design prevents metal distortion during punching operation.
- Allows for the punching of mild steel, aluminum, fiberglass, and plastic.
- Available by special order only.

### Operating Instructions for Heyco® Strain Relief Mounting Hole Punches

- Drill hole in panel one size larger than the stud of the punch.
- Disassemble punch and insert stud through hole.
- Install die and backing plate onto shaft then bearing and nut.
- Line up punch shaft to desired position and turn nut until punch goes through the metal.
- Disassemble nut bearing and backing plate and remove the slug from the die.
- Repeat process on next hole.
- ALWAYS REMOVE SLUG AFTER PUNCHING!



## Heyco® Metal Strain Relief Bushings

For Round Cables

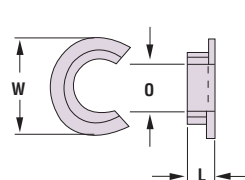
WILL FIT THESE CABLES Approximate Diameter				PART NO.	DESCRIPTION	PART DIMENSIONS						ATTACHING PLIERS PART NO.
Minimum		Maximum				O		W		L		
in.	mm.	in.	mm.			in.	mm.	in.	mm.	in.	mm.	
.250	6,4	.345	8,8	<b>7412</b>	MSR-1B	.29	7,4	.50	12,7	.17	4,3	0018
				<b>7410</b>	MSR-1	.29	7,4	.59	15,0	.17	4,3	
				<b>7418</b>	MSR-2S	.29	7,4	.78	19,8			
				<b>7420</b>	MSR-2	.29	7,4	.76	19,3			
				<b>7430</b>	MSR-3	.29	7,4	.65	16,5			
.300	7,6	.345	8,8	<b>7411</b>	MSR-1A	.20	5,1	.53	13,5	.17	4,3	0018
				<b>7419</b>	MSR-2A	.20	5,1	.78	19,8			
.340	8,6	.390	9,9	<b>7414</b>	MSR-2W	.26	6,6	.78	19,8	.17	4,3	0018
.375	9,5	.420	10,7	<b>7421</b>	MSR-2WS	.28	7,1	.78	19,8	.17	4,3	0019
				<b>7422</b>	MSR-1C	.29	7,4	.59	15,0			

- Designed to be attached to wire and cable inside of the panel.
- Easy assembly with recommended hand pliers.
- Permanent grip, nonslip design.
- Absorbs pull force only, to help meet UL and CSA requirements.
- Made of plated steel.
- DFARS Compliant

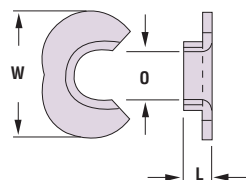
### Heyco® Attaching Pliers for Metal Strain Reliefs



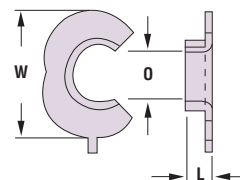
PN 0018 (1AB) & PN 0019 (R12)



7410, 7411, 7412, 7422



7414, 7418, 7419, 7421



7420, 7430