


CFM05

S E R I E S

5 WATT OPEN FRAME AC-DC MODULES



Features

- Universal Input Range 85-264VAC
- Efficiency to 80%
- Meets EN55022 Class B
- Continuous Short Circuit Protection
- Low Leakage Current 0.25mA Max.
- PCB Mountable

MODEL	OUTPUT VOLTAGE	OUTPUT CURRENT (A)		RIPPLE (mVp-p)	VOLTAGE ACCURACY	LINE REGULATION	LOAD REGULATION	% EFF.
		MIN.	MAX.					
CFM05S033	3.3V	0A	1.25A	50mV	± 1%	± 0.5%	± 1%	70% Typ.
CFM05S050	5.0V	0A	1.0A	50mV	± 1%	± 0.5%	± 1%	73% Typ.
CFM05S120	12.0V	0A	0.42A	120mV	± 1%	± 0.5%	± 1%	79% Typ.
CFM05S150	15.0V	0A	0.33A	150mV	± 1%	± 0.5%	± 1%	79% Typ.
CFM05S240	24.0V	0A	0.23A	240mV	± 1%	± 0.5%	± 1%	80% Typ.
CFM05S090	9.0V	0A	0.55A	90mV	± 1%	± 0.5%	± 1%	78% Typ.
CFM05S180	18.0V	0A	0.28A	180mV	± 1%	± 0.5%	± 1%	79% Typ.

Specifications

INPUT SPECIFICATIONS:

Voltage85 ~ 264Vac
 Frequency47 to 63Hz
 Inrush Current.....40A max. @240Vac
 Conducted EMI.....CISPR/FCC Class B
 IsolationInput to output =4,242VDC
 Leakage Current.....0.25mA max

OUTPUT SPECIFICATIONS:

Holdup Time8mS typ. @115Vac
 Short Circuit ProtectionContinuous
 Temperature Coefficient±0.05% / °C

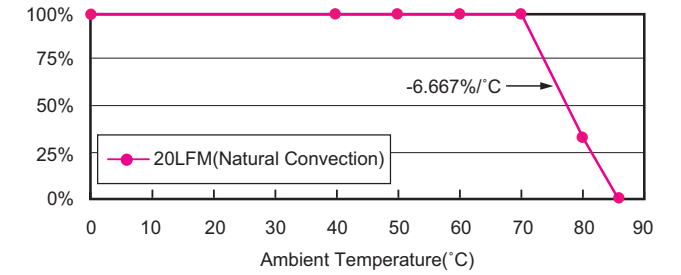
ENVIRONMENTAL CHARACTERISTICS:

Operating Temperature0 ~ 70°C
 Storage Temperature-20 ~ 85°C
 CoolingNatural Convection

MECHANICAL CHARACTERISTICS:

Dimensions55.00 x 35.00 x 21.00mm (2.165 x 1.378 x 0.827Inches)
 Weight35g (0.08 Pounds)

CFM05 Series Derating Curve

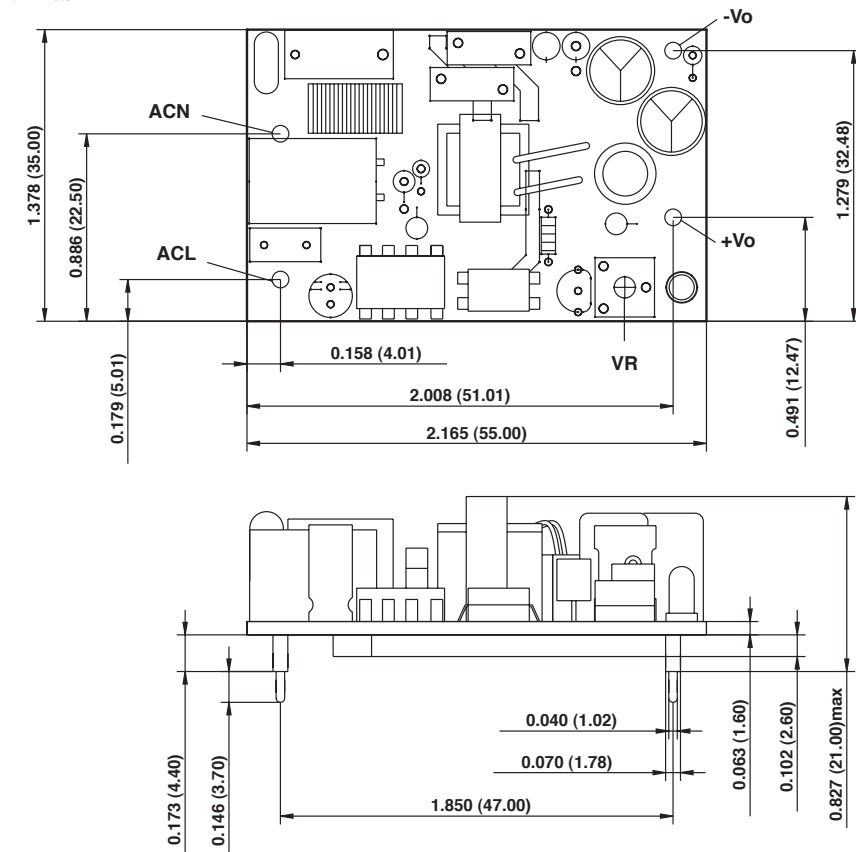


NOTE:

1. Add a 0.1uF ceramic capacitor and a 10uF E.L. capacitor to output for Ripple & Noise measuring @20MHz BW.
2. Line regulation is measured from 100Vac to 240Vac with full load.
3. Load regulation is measured from 10% to 100% full load

CFM05 Series

All Dimensions In Inches(mm)
 Tolerance Inches: x.xxx= ±0.02
 Millimeters: x.xx= ±0.5



Typical at 25°C, nominal line and 75% load, unless otherwise Specified