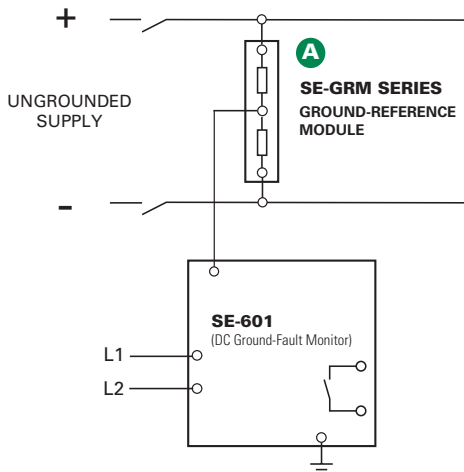


# SE-601 SERIES (PGR-2601)

## DC Ground-Fault Monitor



### Simplified Circuit Diagram




### Description


The SE-601 is a microprocessor-based ground-fault relay for ungrounded dc systems. It provides sensitive ground-fault protection without the problems associated with nuisance tripping. Ground-fault current is sensed using an SE-GRM Series Ground-Reference Module—a resistor network that limits ground-fault current to 25 mA. The SE-601 is used on ungrounded dc systems ranging from industrial 24-Vdc control circuits to 1000-Vdc solar and transportation systems.

### Features & Benefits

FEATURES	BENEFITS
<b>Adjustable pickup (1-20 mA)</b>	Ten settings provide a wide range of low-level protection
<b>Adjustable time delay (50 ms-2.5 s)</b>	Adjustable trip delay allows quick protection or delayed response
<b>Output contacts</b>	Form A and Form B output contacts for operation of separate annunciation and trip circuits
<b>Analog output (0-5 V)</b>	Provides means for connecting to a meter (PGA-0500) or a control system
<b>Non-volatile trip Memory</b>	Retains trip state when de-energized to simplify troubleshooting
<b>Selectable contact operating mode</b>	Selectable fail-safe or non-fail-safe operating modes allow connection to shunt or undervoltage breaker coil
<b>Microprocessor based</b>	No calibration required saves on maintenance cost

### Accessories

**A**  **SE-GRM Series Ground-Reference Module**  
Required accessory, used to connect the SE-601 DC Ground-Fault Monitor to the DC bus.

 **PGA-0500 Analog % Current Meter**  
Optional panel-mounted analog meter displays ground-fault current as a percentage of 22 mA.

### Ordering Information

ORDERING NUMBER	CONTROL POWER
SE-601-OU	120/240 Vac/Vdc
SE-601-OD	12/24 Vdc
SE-601-OT	48 Vdc
ACCESSORIES	REQUIREMENT
SE-GRM SERIES	Required
PGA-0500	Optional
PMA-55	Optional
PMA-60	Optional

Note: For optional conformal coating please consult factory.

### Specifications

<b>IEEE Device Numbers</b>	DC Overcurrent Relay (76G)
<b>Input Voltage</b>	See ordering information
<b>Dimensions</b>	<b>H</b> 75 mm (3.0"); <b>W</b> 55 mm (2.2"); <b>D</b> 115 mm (4.5")
<b>Trip Level Settings</b>	1-20 mA
<b>Trip Time Settings</b>	0.05-2.5 s
<b>Output Contacts</b>	Isolated Form A and Form B
<b>Contact Operating Mode</b>	Selectable fail-safe or non-fail-safe
<b>Test Button</b>	Local
<b>Reset Button</b>	Local and remote
<b>Analog Output</b>	0-5 V
<b>Conformally Coated</b>	Consult factory
<b>Approvals</b>	CSA certified, UL Listed (E340889), CE (European Union), C-Tick (Australian)
<b>Warranty</b>	5 years
<b>Mounting</b>	DIN, Surface (standard) Panel (with PMA-55 or PMA-60 adapter)