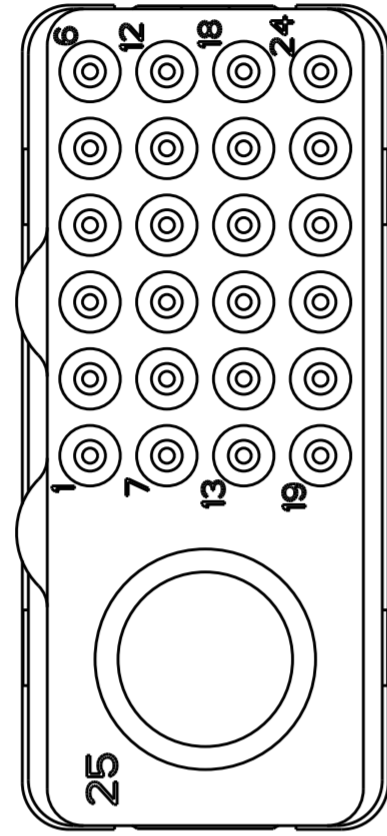
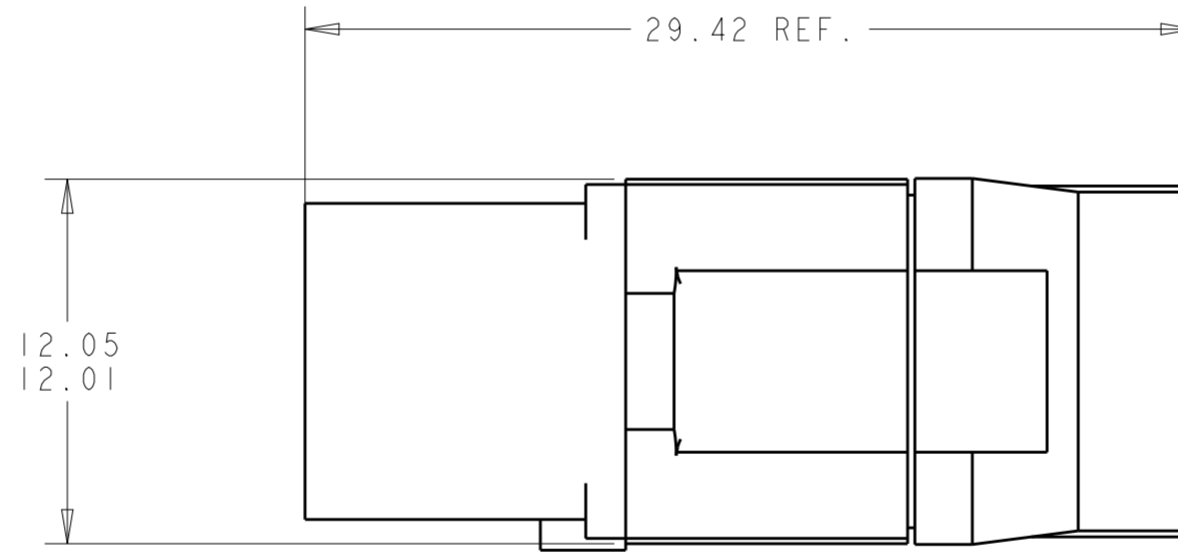
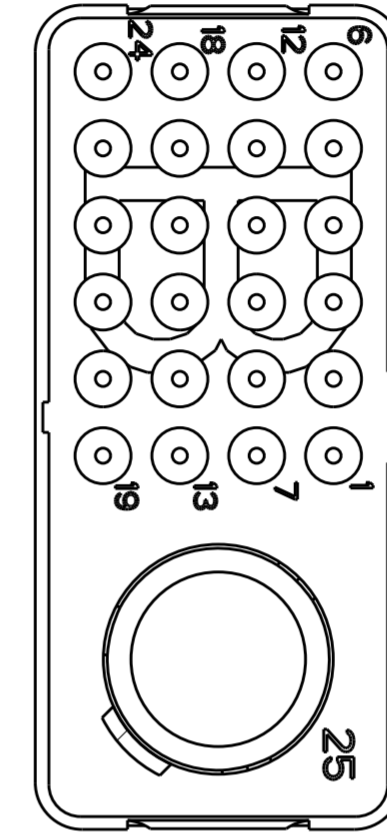
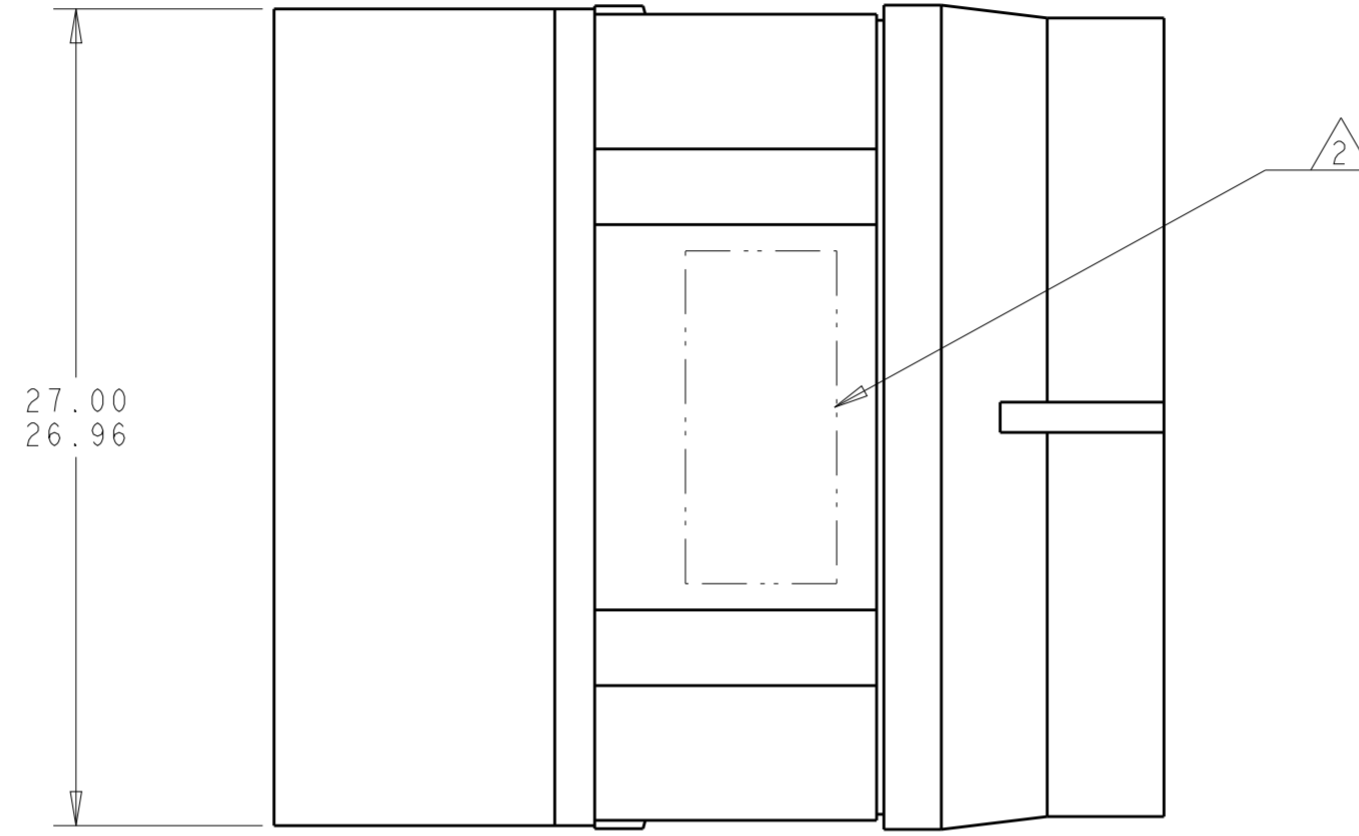


THIS DRAWING IS UNPUBLISHED. RELEASED FOR PUBLICATION
 © COPYRIGHT - BY - ALL RIGHTS RESERVED.

LOC		DIST		REVISIONS			
P	LTR	DESCRIPTION	DATE	DWN	APVD		
B		REVISED PER ECO-12-018187	2NOV2012	CT	KH		



MATING FACE



- 1 FRONT & REAR INSULATORS: HIGH-TEMP THERMOPLASTIC OR THERMOSET EPOXY PER ASTM D5948.
CONTACT RETENTION CLIPS: STAINLESS STEEL PER AISI 302 OR COPPER ALLOY PER ASTM B194
REAR GROMMET & INTERFACIAL SEAL: FLUROSILICONE ELASTOMER PER MIL-R-25988 B EXCEPT 4.6.6.1.
- 2 PART TO BE MARKED WITH TE IDENTIFICATION, TE PART NO.
AND DATE CODE: YEAR & WEEK (YY WW) IN APPROXIMATE AREA SHOWN.
- 3. THIS INSERT CONTAINS: 24 CAVITIES FOR SIZE 22 PIN CONTACTS
1 CAVITY FOR SIZE 8 QUADRAX PIN CONTACTS.
- 4. THIS PRODUCT IS SOLD BY TYCO ELECTRONICS UNDER A LICENSE FROM RADIALL SA.

THIS PRODUCT HAS NOT COMPLETED VALIDATION TESTING

ENVIROMENTAL	GPRBE25QISB	1877568-1
REMARKS	DISCRIPTIVE PART NUMBER	PART NUMBER

THIS DRAWING IS A CONTROLLED DOCUMENT.		DWN	8NOV07	TE Connectivity
		CHK	8NOV07	
		APVD	8NOV07	
		PRODUCT SPEC		
DIMENSIONS:				NAME
mm		TOLERANCES UNLESS OTHERWISE SPECIFIED:		INSERT ASSEMBLY, SOCKET, ENVIRONMENTAL, ARRANGEMENT 25Q1, KEY B, GPRB
		0 PLC ±		SIZE
		1 PLC ±		CAGE CODE
		2 PLC ±0.05		DRAWING NO
		3 PLC ±		RESTRICTED TO
		4 PLC ±		A200779C-1877568
		ANGLES ±		SCALE
		FINISH ±		4:1
MATERIAL		WEIGHT		SHEET
1		-		OF
		CUSTOMER DRAWING		REV
				C