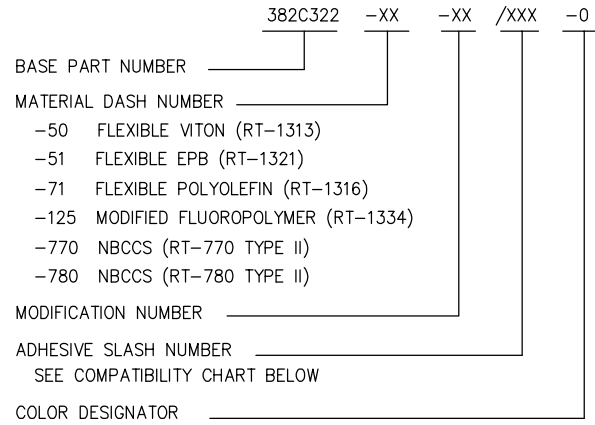


NOTES

- ALL DIMENSIONS ARE IN $\frac{\text{INCHES}}{\text{[MILLIMETERS]}}$
- DIMENSIONS APPEARING IN TABLE ARE AS FOLLOWS:
 - a - AS SUPPLIED
 - b - AFTER UNRESTRICTED RECOVERY
- COATING (ADHESIVE): IS OPTIONAL AS SUPPLIED DIMENSIONS APPEARING IN TABLE ARE FOR UNCOATED PARTS. WHEN COATING IS ADDED, ENTRY DIAMETER WILL BE REDUCED BY .06 MAX.

4 WALL THICKNESS WILL NOT BE MEASURED IN TRANSITION AREA.

5. ORDERING INFORMATION:



REVISIONS		
LTR	DESCRIPTION	DATE
D	REVISED PER ECO-08-026719	10/28/2008

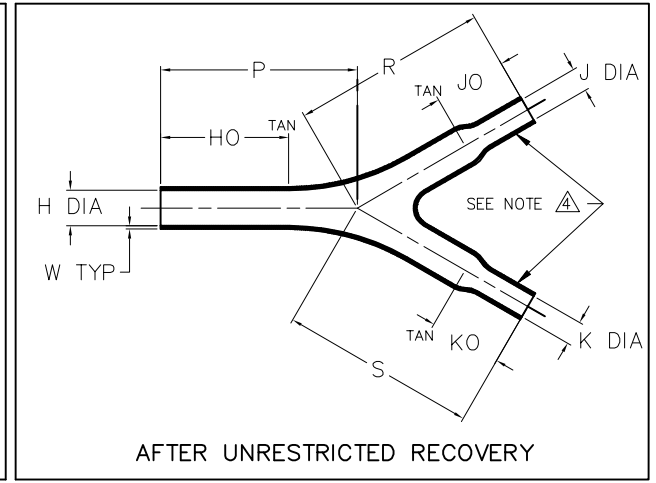
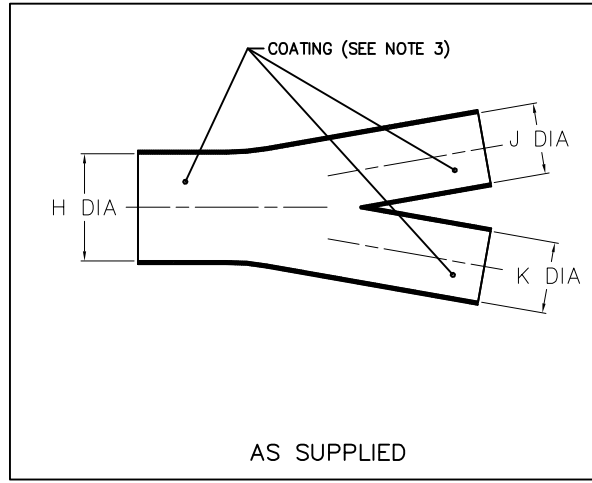


TABLE OF DIMENSIONS

PART DESCRIPTION	H		J & K		P, R & S	HO	JO & KO	W
	MIN	MAX	MIN	MAX	REF	±15%	±20%	REF
	a	b	a	b	b	b	b	b
382C322	.90 [22,9]	.45 [11,4]	.40 [10,2]	.20 [5,1]	2.48 [63,0]	1.62 [41,1]	.75 [19,0]	.04 [1,0]

If this document is printed it becomes uncontrolled. Check for the latest revision

COMPATIBILITY CHART		
MATERIAL DASH NO.	ADHESIVE (COATING) SLASH NO.	ADHESIVE (COATING) S NO.
-50	N/A	N/A
-51	/164	RT-1050/13
-71	/42; /86	RT-1050/1; RT-1050/3
-125	N/A	N/A
-770	N/A	N/A
-780	N/A	N/A

UNLESS OTHERWISE SPECIFIED DIMENSIONS ARE INCHES. METRIC DIMENSIONS ARE IN BRACKETS.

DECIMAL TOLERANCES

.XXX ± 0.005 [0.13 mm]

.XX ± 0.01 [0.25 mm]

.X ± 0.1 [0.50 mm]

ANGLE TOLERANCE

.X ± 1 DEG.

TYCO ELECTRONICS RESERVES THE RIGHT TO AMEND THIS DRAWING AT ANY TIME. USERS SHOULD EVALUATE THE SUITABILITY OF THE PRODUCT FOR THEIR APPLICATION.

© 2004 - 2008 Tyco Electronics Corporation. All rights reserved.

REVISED	DATE
YUNGUYEN	10/28/2008
RPN	
THIRD ANGLE PROJECTION	

CUSTOMER DRAWING

Raychem Molded Parts
305 Constitution Dr
Menlo Park, CA 94025

TITLE
SLIMLINE TRANSITION, Y

SIZE	CODE IDENT. NO.	DWG. NO.
B	06090	382C322

DO NOT SCALE THIS DRAWING

SHEET 1 OF 1