

# PIN RECEPTACLES

FOR .037" - .043" DIAMETER PINS

## 0331/9353

X3XX-0-15-XX-18-XX-10-0

Solder mount in .071 min. mounting hole  
Also available on 24mm wide carrier tape:  
1,000 parts per 13" reel  
Order as: X3XX-0-57-XX-18-XX-10-0



Basic Part Number	Length L	Depth N
0331-0	.150	.127
9353-0	.170	.147

## 7405

7405-0-18-XX-18-XX-10-0

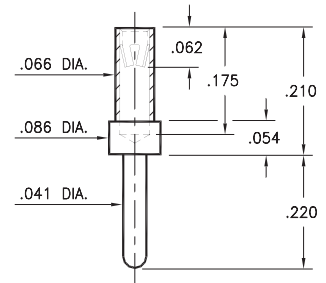
Press-fit in .084 mounting hole  
Accepts wire sizes up to .025" dia.



## 3450

3450-0-15-XX-18-XX-04-0

Solder mount in .043 min. mounting hole



## 9354/7406

XXXX-0-15-XX-18-XX-10-0

Solder mount in .071 min. mounting hole  
Also available on 24mm wide carrier tape:  
1,400 parts per 13" reel  
Order as: XXXX-0-57-XX-18-XX-10-0



Basic Part Number	Length L
7406-0	.120
9354-0	.170

## 0319

0319-X-15-XX-18-XX-04-0

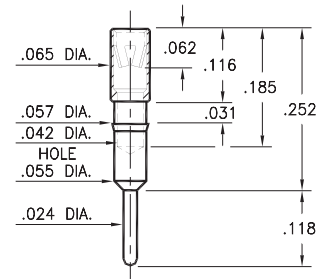
Solder mount in .042 min. mounting hole



## 1313

1313-0-15-XX-18-XX-04-0

Press-fit in .056 mounting hole



## 3520

3520-0-15-XX-18-XX-10-0

Solder mount in .070 min. mounting hole



## 8331

8331-0-15-XX-18-XX-10-0

Solder mount in .071 min. mounting hole



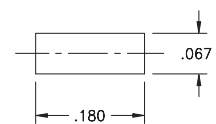
## 6628

6628-0-18-XX-18-XX-10-0

Surface mount  
Also available on 12mm wide carrier tape:  
3,700 parts per 13" reel  
Order as: 6628-0-58-XX-18-XX-10-0



P.C.B. Layout



### SPECIFICATIONS:

**Shell Material:** Brass Alloy 360, 1/2 Hard

**Contact Material:** Beryllium Copper Alloy 172, HT

**Dimensions:** Inches

**Tolerances On:** Lengths: ±.005

Diameters: ±.002

Angles: ± 2°



**ORDER CODE:** XXXX - X - 1X - XX - 18 - XX - XX - 0

**BASIC PART #**

**SPECIFY SHELL FINISH:**

- 01 200 μ" TIN/LEAD OVER NICKEL
- ◆ 80 200 μ" TIN OVER NICKEL (RoHS)
- ◆ 15 10 μ" GOLD OVER NICKEL (RoHS)

**SPECIFY CONTACT FINISH:**

- 01 200 μ" TIN/LEAD OVER NICKEL
- ◆ 80 200 μ" TIN OVER NICKEL (RoHS)
- ◆ 27 30 μ" GOLD OVER NICKEL (RoHS)

**SELECT CONTACT:**

#18 CONTACT (DATA ON PAGE 257)

(For alternate contact choices, see group L on page 248)

