



Main

Range of product	Zelio Relay
Product or component type	Socket
Contact terminal arrangement	Separate
Product compatibility	Plug-in relay, RSL, 1 C/O, control circuit12 V DC Plug-in relay, RSL, 1 C/O, control circuit24 V DC
Shape of pin	Flat
Device short name	RSLZ
Device presentation	Basic element
Sale per indivisible quantity	10
Switching voltage	24 V AC/DC 12 V AC/DC

Complementary

[Ith] conventional free air thermal current	6 A
System Voltage	< 300 V AC
Clamping force	10...40 N
Fixing mode	Plastic compression spring mounting on 35 mm symmetrical DIN rail
Marking	CE
CAD overall width	0.24 in (6.2 mm)
CAD overall height	3.09 in (78.6 mm)
CAD overall depth	3.98 in (101 mm)
Product weight	0.05 lb(US) (0.023 kg)
Rated operational voltage limits	11.4...14.4 V 21.6...28.8 V

Environment

connections - terminals	Spring terminals, 1 x 0.2...1 x 1.5 mm ² / AWG 24...AWG 16 flexible cable with cable end Spring terminals, 1 x 0.2...1 x 1.5 mm ² / AWG 24...AWG 16 solid cable without cable end
standards	IEC 61984 UL 508
product certifications	CSA GOST
ambient air temperature for storage	-40...185 °F (-40...85 °C)
ambient air temperature for operation	-40...158 °F (-40...70 °C)
IP degree of protection	IP20 conforming to EN/IEC 60529
dielectric strength	2500 V

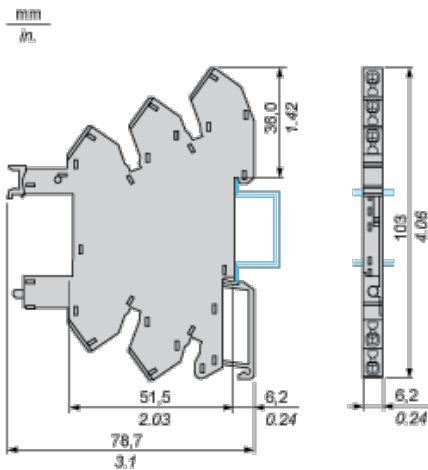
Offer Sustainability

Green Premium product	Green Premium product
Compliant - since 1417 - Schneider Electric declaration of conformity	Compliant - since 1417 - Schneider Electric declaration of conformity
Reference not containing SVHC above the threshold	Reference not containing SVHC above the threshold
Available	Available
Need no specific recycling operations	Need no specific recycling operations
WARNING: This product can expose you to chemicals including:	WARNING: This product can expose you to chemicals including:
Nickel compounds, which is known to the State of	Nickel compounds, which is known to the State of California to cause cancer, and

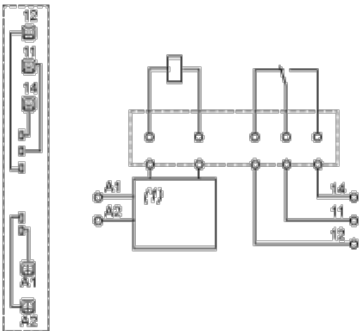
Contractual warranty

Warranty period	18 months
-----------------	-----------

Dimensions



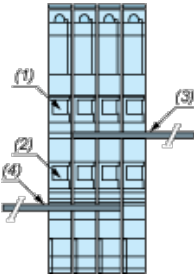
Wiring Diagram



(1) Protection circuit

Example of RSLZ2 Bus Jumper Mounting on Sockets

Side View



- (1) A1
- (2) A2
- (3) Bus jumper polarity A1
- (4) Bus jumper polarity A2