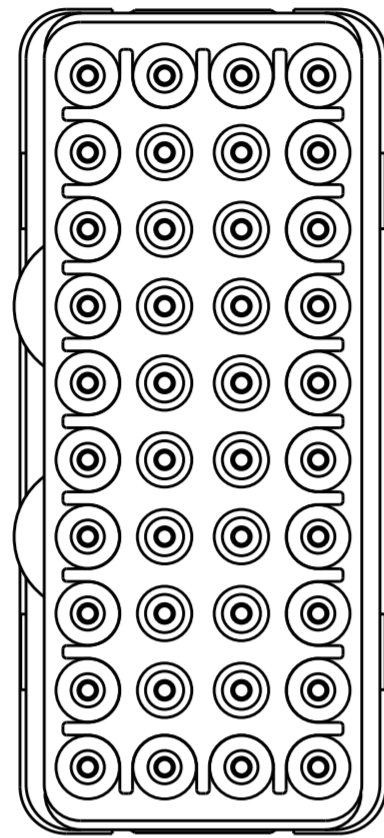
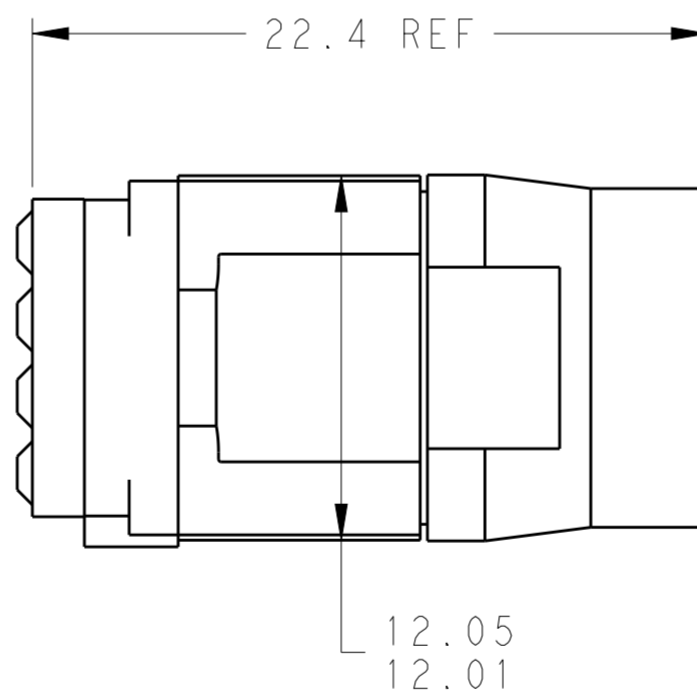
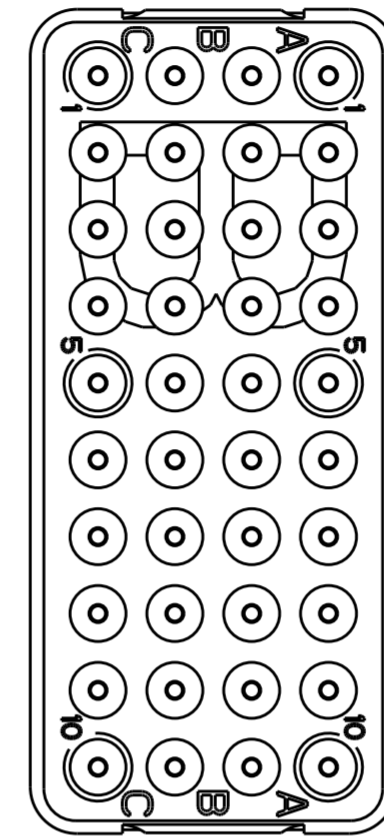
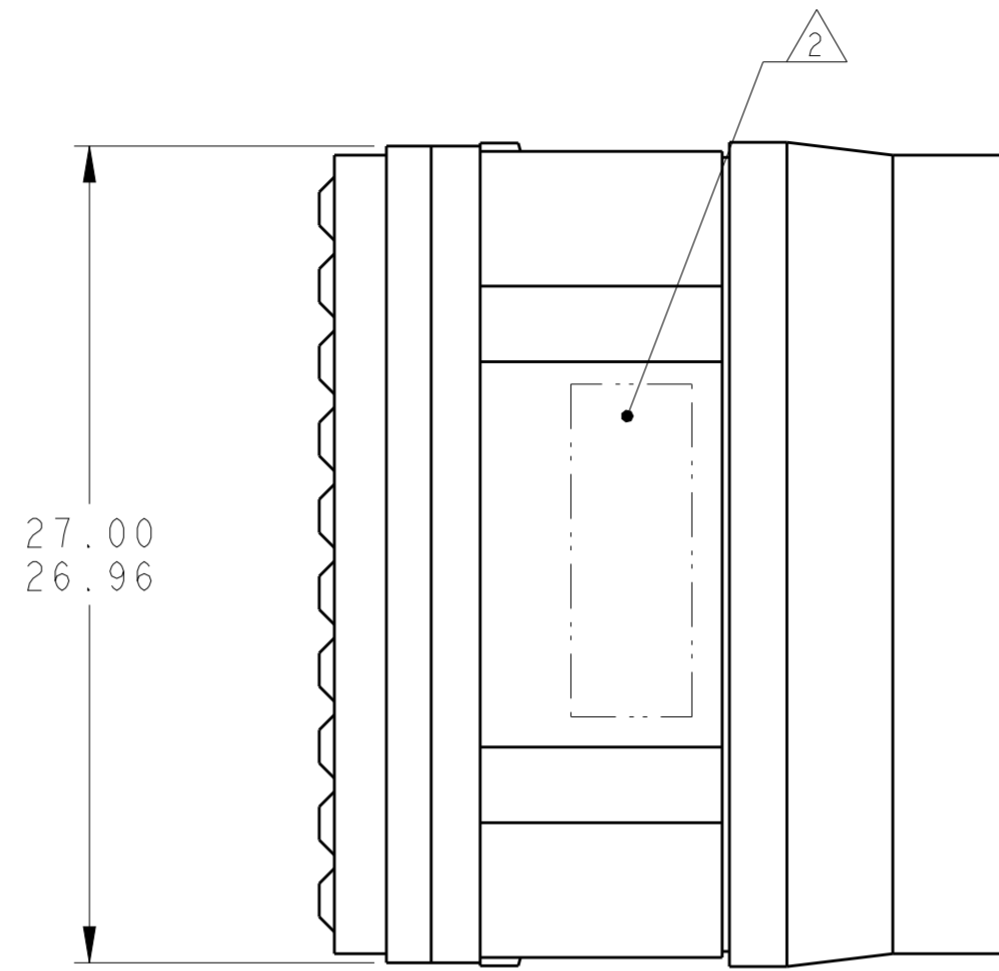


THIS DRAWING IS UNPUBLISHED. RELEASED FOR PUBLICATION
 © COPYRIGHT - BY - ALL RIGHTS RESERVED.

LOC		DIST		REVISIONS			
P	LTR	DESCRIPTION	DATE	DWN	APVD		
	B	REVISED PER ECO-12-018187	2NOV2012	CT	KH		



MATING FACE



1 FRONT & REAR INSULATORS: HIGH-TEMP THERMOPLASTIC OR THERMOSET EPOXY PER ASTM D5948. CONTACT RETENTION CLIPS: STAINLESS STEEL PER AISI 302 OR COPPER ALLOY PER ASTM B194, REAR GROMMET & INTERFACIAL SEAL: FLUOROSILICONE ELASTOMER PER MIL-R-25988 B EXCEPT 4.6.6.1.

2 PART TO MARKED WITH TE IDENTIFICATION, TE PART NO. AND DATE CODE: YEAR & WEEK (YY WW) IN APPROXIMATE AREA SHOWN.

3. THIS INSERT CONTAINS: 40 CAVITIES FOR SIZE 22 PIN CONTACTS

4. THIS PRODUCT IS SOLD BY TYCO ELECTRONICS UNDER A LICENSE FROM RADIALL SA.

NON-ENV	GPRBN40PB	1738191-3
GROMMET ONLY	GPRBH40PB	1738191-2
ENVIRONMENTAL	GPRBE40PB	1738191-1
REMARKS	DESCRIPTIVE PART NO.	PART NUMBER

THIS DRAWING IS A CONTROLLED DOCUMENT.		DWN C.C. THOMAS 10-4-10	TE Connectivity	
DIMENSIONS: mm		CHK K. HOGAN 10-4-10		
TOLERANCES UNLESS OTHERWISE SPECIFIED:		APVD K. HOGAN 10-4-10	NAME	
0 PLC ±		PRODUCT SPEC	INSERT ASSEMBLY, PIN, ARRANGEMENT 40, KEY B, GPRB	
1 PLC ±0.1		APPLICATION SPEC	SIZE	CAGE CODE
2 PLC ±0.05		WEIGHT	A200779	C-1738191
3 PLC ±		CUSTOMER DRAWING	SCALE 4:1	SHEET 1 OF 1
4 PLC ±			REV B	
ANGLES ±1				
FINISH				