

»» Features

- 5A general purpose Power Relay.
- DPDT & 4PDT contact configurations.
- AC & DC coil.
- Epoxy sealed type and or flux free type.
- Optional to be equipped with lamp, stud, diode, flashed contact, and flanged cover.



»» Type List

Terminal style	Contact form	Designation (provided with)	Enclosure style		
			Straight cover	Flanged cover	Sealed type washable
W (Quick terminal)	4PDT	-----	SCLD-W-B-4PDT-C	SCLD-W-B-4PDT-C1	SCLD-W-B-4PDT-S
	DPDT	-----	SCLB-W-DPDT-C	SCLB-W-DPDT-C1	SCLB-W-DPDT-C-S
	4PDT	Diode	SCLD-W-B-D-4PDT-C	SCLD-W-B-D-4PDT-C1	SCLD-W-B-D-4PDT-S
	DPDT		SCLB-W-D-DPDT-C	SCLB-W-D-DPDT-C1	-----
	4PDT	Ag Contact	SCLD-W-B-F-4PDT-C	SCLD-W-B-F-4PDT-C1	SCLD-W-B-F-4PDT-S
	DPDT		SCLB-W-F-DPDT-C	SCLB-W-F-DPDT-C1	-----
	4PDT	Stud	SCLD-W-B-G-4PDT-C	SCLD-W-B-G-4PDT-C1	SCLD-W-B-G-4PDT-S
	DPDT		SCLB-W-G-DPDT-C	-----	-----
	4PDT	Lamp	SCLD-W-B-L-4PDT-C	SCLD-W-B-L-4PDT-C1	SCLD-W-B-L-4PDT-S
	DPDT		SCLB-W-L-DPDT-C	SCLB-W-L-DPDT-C1	-----
P (PCB terminal)	4PDT	-----	SCLD-P-B-4PDT-C	SCLD-P-B-4PDT-C1	SCLD-P-B-4PDT-S
	DPDT	-----	SCLB-P-DPDT-C	SCLB-P-DPDT-C1	-----
	4PDT	Diode	SCLD-P-B-D-4PDT-C	SCLD-P-B-D-4PDT-C1	SCLD-P-B-D-4PDT-S
	DPDT		SCLB-P-D-DPDT-C	SCLB-P-D-DPDT-C1	-----
	4PDT	Ag Contact	SCLD-P-B-F-4PDT-C	SCLD-P-B-F-4PDT-C1	SCLD-P-B-F-4PDT-S
	DPDT		SCLB-P-F-DPDT-C	SCLB-P-F-DPDT-C1	-----
	4PDT	Stud	SCLD-P-B-G-4PDT-C	SCLD-P-B-G-4PDT-C1	SCLD-P-B-G-4PDT-S
	DPDT		SCLB-P-G-DPDT-C	-----	-----
	4PDT	Lamp	SCLD-P-B-L-4PDT-C	SCLD-P-B-L-4PDT-C1	SCLD-P-B-L-4PDT-S
	DPDT		SCLB-P-L-DPDT-C	SCLB-P-L-DPDT-C1	-----
	4PDT	Manual	SCLD-P-B-M-4PDT-C	SCLD-P-B-M-4PDT-C1	-----
	DPDT		SCLB-P-M-DPDT-C	-----	-----

»» Ordering Information

SCL B P - B - L - DPDT - C1
 1 2 3 4 5 6 7

SCLD/SCLB

- | | |
|--|---|
| 1. SCL -- Basic series designation | F -- Ag contact with Au plating - 3A rating |
| 2. B -- Double pole | G -- Provided with stud secured to base |
| D -- Four pole | L -- Provided with pilot light |
| | M -- Provided with manual operator |
| 3. P -- PCB terminal | 6. DPDT -- Double pole double throw |
| W -- Quick terminal | 4PDT -- Four pole double throw |
| 4. Blank -- Without any special features | 7. Blank -- Open type |
| B -- Provided with contact barrier | C -- Straight cover |
| | C1 -- Flanged cover |
| 5. Blank -- No special features | V -- Sealed type |
| D -- Diode across coil | S -- Sealed type washable |

»» Contact Rating

Resistive load	5A 28VDC	General Use	5A 250VAC
----------------	----------	-------------	-----------

»» Coil Rating (DC)

Rated voltage (V)	Rated current $\pm 10\%$ at 23 °C (mA)	Coil resistance $\pm 10\%$ at 23 °C (Ω)	Max. continuous voltage at 70 °C	Pick up voltage(Max) at 23 °C	Drop out voltage(Min) at 23 °C	Power consumption at rated voltage
6	150	40	110 % of rated voltage	75 % of rated voltage	10 % of rated voltage	approx. 0.9W
12	75	160				
15	60	250				
24	37	650				
48	19	2600				
110	10	11000				
120	11	11000				

»» Coil Rating (AC)

Rated voltage (V)	Coil resistance $\pm 10\%$ at 23 °C (Ω)	Max. continuous voltage at 70 °C	Pick up voltage(Max) at 23 °C	Drop out voltage(Min) at 23 °C	Power consumption at rated voltage
12	40	110 % of rated voltage	85 % of rated voltage	30 % of rated voltage	approx. 1.2VA
24	160				
100	3400				
110	3400				
115	3400				
120	3400				
220	13600				
230	13600				
240	13600				

SCLD/SCLB

»» Specification

Contact material	AgNi / AgCdO / Ag alloy	
Contact resistance ⁽¹⁾	50 mΩ Max.	
Operate time ⁽¹⁾	25 ms Max.	
Release time ⁽¹⁾	25 ms Max.	
Insulation resistance ⁽¹⁾	100 MΩ Min. (DC 500V)	
Dielectric strength ⁽¹⁾	Between open contact	: AC 500V , 50/60Hz 1 min.
	Between contact and coil	: AC 1500V , 50/60Hz 1 min.
	Between contact circuits	: AC 1500V , 50/60Hz 1 min.
Vibration resistance	Operating extremes	10~55Hz , amplitude 1.0 mm
	Damage limits	10~55Hz , amplitude 1.0 mm
Shock resistance	Operating extremes	20G
	Damage limits	100G
Life expectancy	Mechanical	10,000,000 operations (frequency 18,000 operations/hr)
	Electrical	100,000 operations (frequency 1,800 operations/hr)
Operating ambient temperature	-25~+70 °C (no freezing)	
Weight	Approx. 35 g (LD) 、 32 g (LB)	

Note : (1) initial value

»» Safety Approval

Certified	UL	CSA	TUV	FIMKO
File No.	E88991	LR90143	R3-09452080	12747

»» Safety Approval Rating

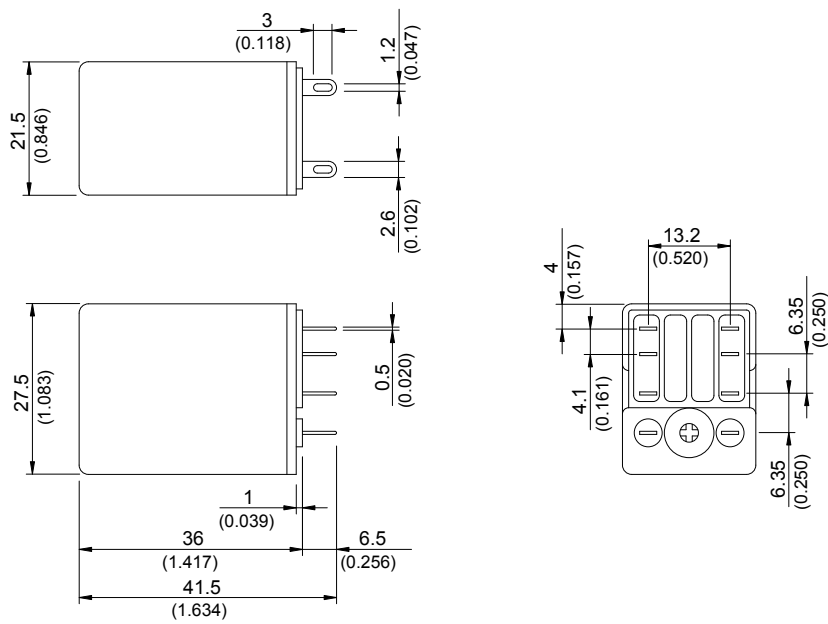
UL	CSA	UL & CSA (-F)	TUV	FIMKO
5A 250VAC 5A 28VDC 1/8HP 3.8FLA,120VAC	5A 250VAC 5A 28VDC	3A 250VAC 3A 30VDC	5A 250VAC 5A 30VDC	5A 250VAC

»» Outline Dimensions

◆ LB-W C1



◆ LB-W C



SCLD/SCLB

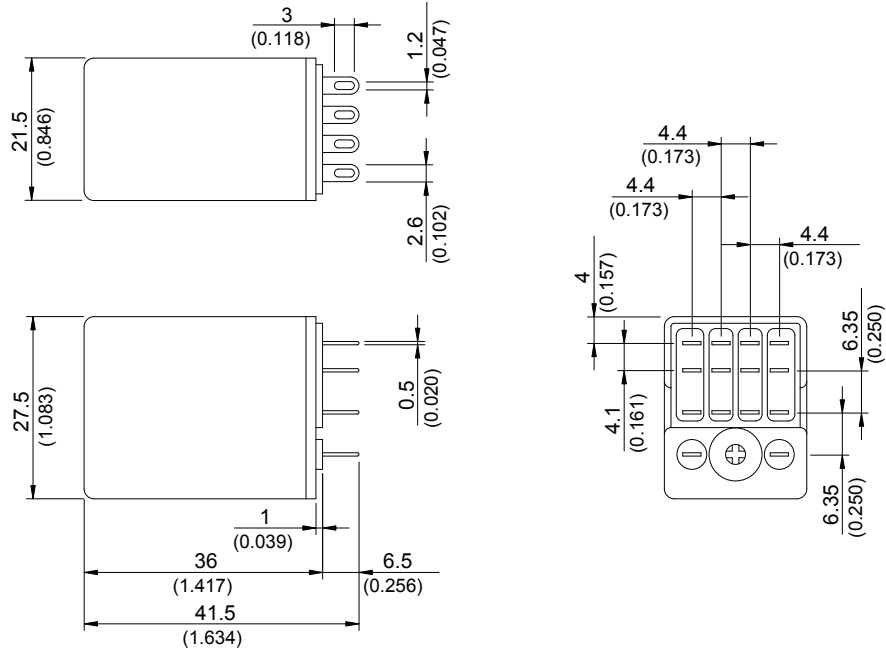
◆LB-P C



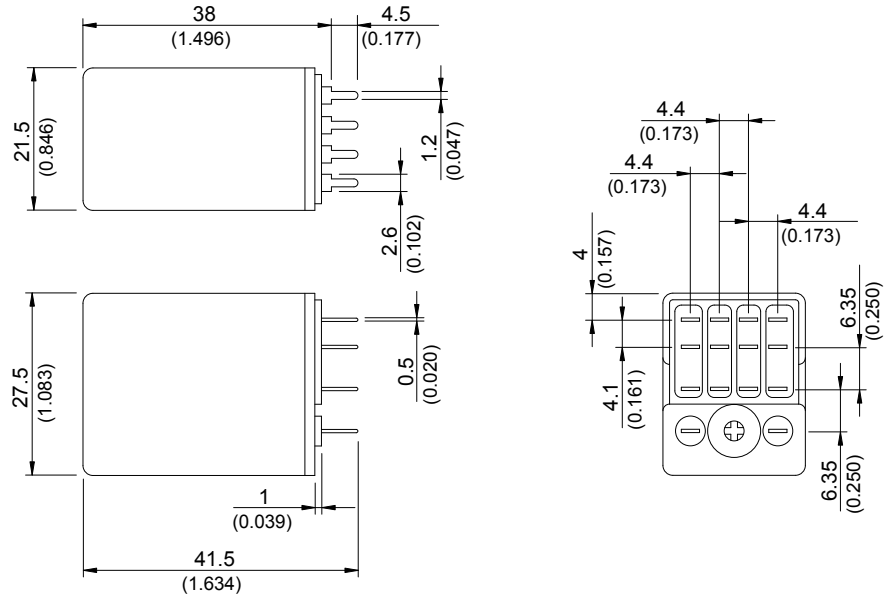
◆LD-W C1



◆LD-W C



◆LD-P C



SCLD/SCLB

◆LD-W M



»» Wiring Diagram BOTTOM VIEW

DPDT



4PDT



»» PC Board Layout BOTTOM VIEW

DPDT



4PDT



»» Designation(Provided with) BOTTOM VIEW

Lamp



(100~240VAC)



(6~48VDC)



(6~48VAC)

Diode



»» Engineering Data

