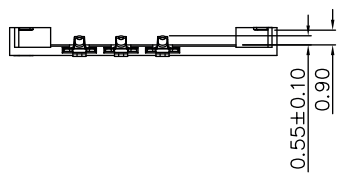
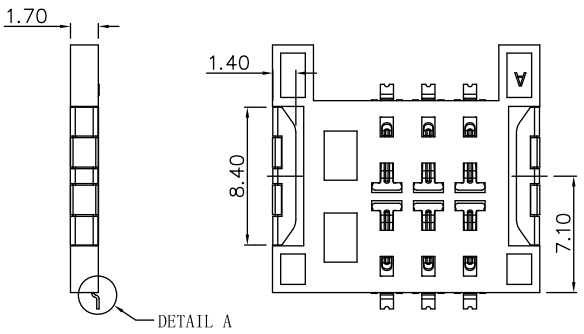


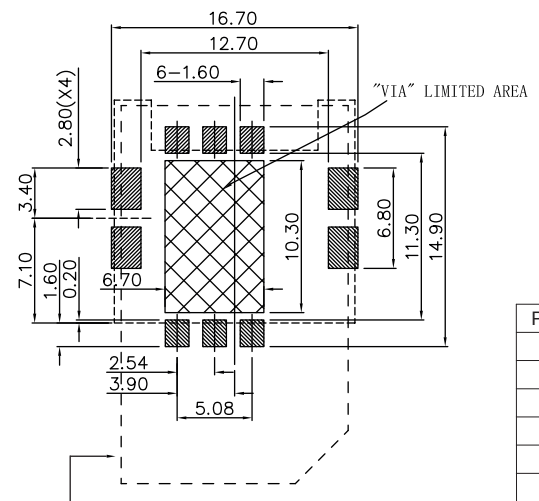
SECTION A-A



0.05±0.05  
0.12 SOLDER TAILS  
DETAIL A  
SCALE 2:1



DETAIL A



Suggest Card Printed Area  
RECOMMENDED PCB LAYOUT  
TOLERANCE: ±0.05

TECHNICAL CHARACTERISTICS

MATERIAL  
INSULATOR: LCP  
FLAMABILITY RATING: UL94-V0  
COLOR: BLACK  
CONTACT MATERIAL: COPPER ALLOY  
CONTACT TYPE: STAMPED  
CONTACT PLATING: GOLD  
LATCH: STAINLESS STEEL  
QUALITY CLASS: 5000 MATING CYCLES

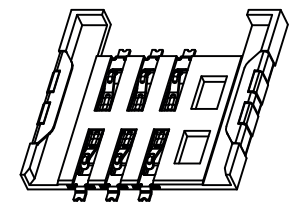
ENVIRONMENTAL  
OPERATING TEMPERATURE: -25 UP TO 85°C  
COMPLIANCE: LEAD FREE AND ROHS

ELECTRICAL  
CURRENT RATING: 0.5A  
WORKING VOLTAGE: 50VAC  
INSULATOR RESISTANCE: >500 MOHM  
DIELECTRIC WITHSTANDING VOLTAGE: 500VAC/MN  
CONTACT RESISTANCE: 50 mOHM MAX

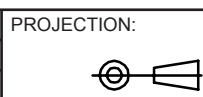
SOLDERING  
REFLOW PROCESS ONLY

PACKAGING  
TAPE & REEL

| PIN No | NAME  | DESCRIPTION               |
|--------|-------|---------------------------|
| 1      | Vcc   | +5 VDC                    |
| 2      | RESET | RESET                     |
| 3      | CLOCK | Clocking or timing signal |
| 4      | GND   | Reference                 |
| 5      | Vpp   | Programing Voltage        |
| 6      | 1/0   | Serial Data               |



|                |           |               |    |
|----------------|-----------|---------------|----|
| RoHS Compliant |           |               |    |
| E              | 26-NOV-12 | PINNING       | GG |
| D              | 16-AUG-12 | LAYOUT        | GG |
| C              | 27-MAR-12 | PINNING       | QL |
| B              | 10-JAN-12 | DRAWING & TKP | GG |
| A              | 31-AUG-11 | PDF           | GG |
| REV            | DATE      | FILE          | BY |



GENERAL TOLERANCE  
.X = +/- 0.2  
.XX = +/- 0.15

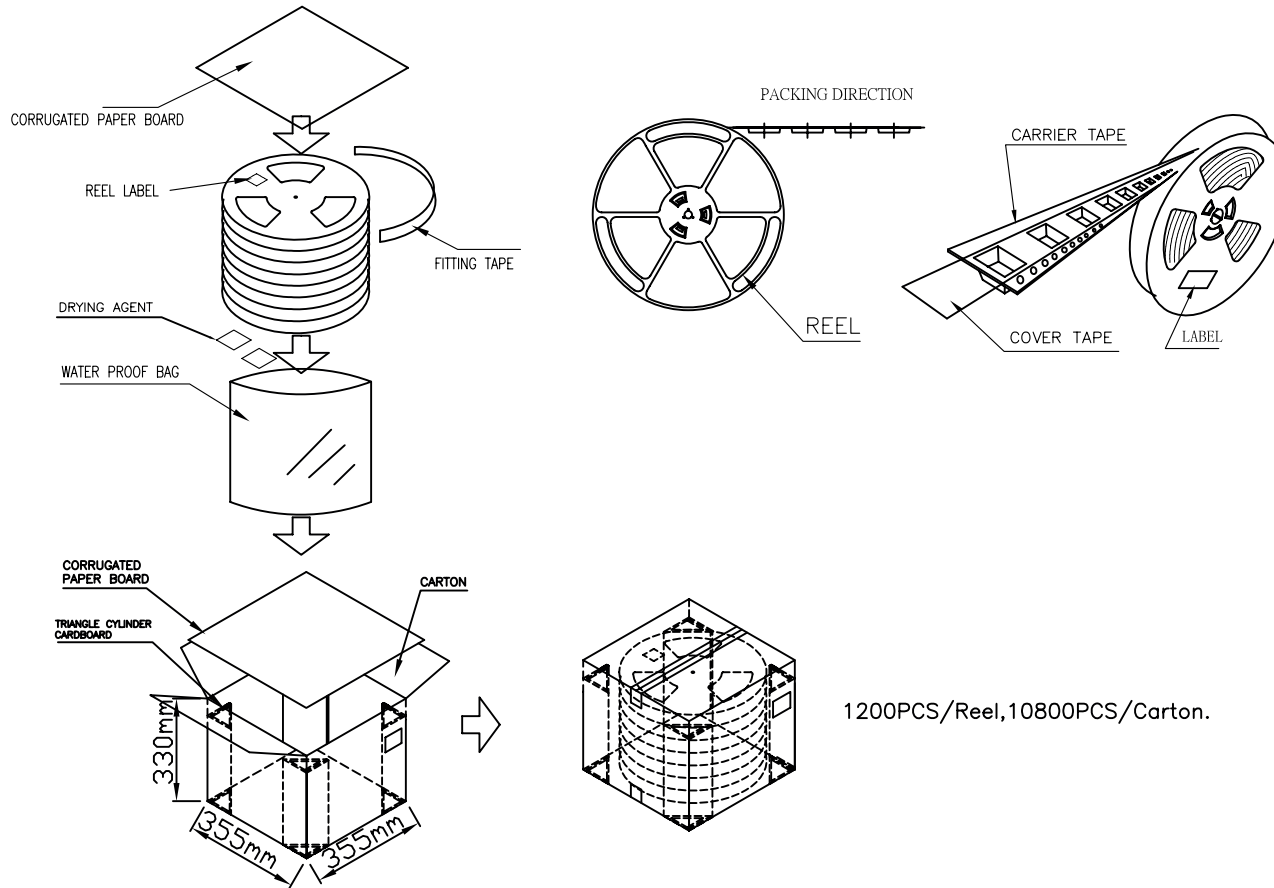
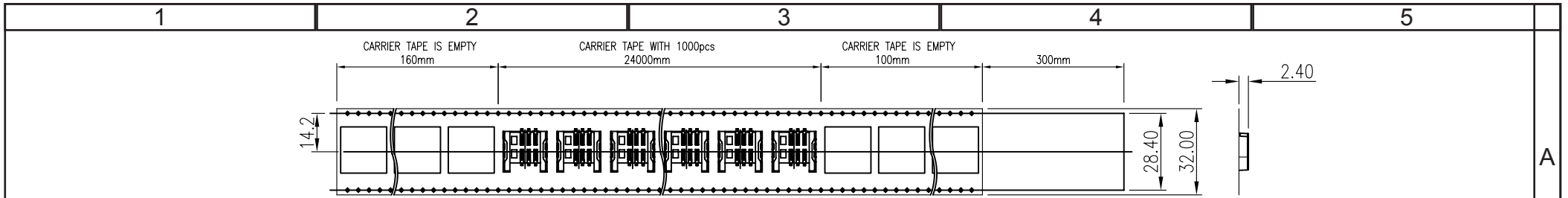


APPROVAL: RJ

UNIT: MM  
SCALE:  
SHEET: 1/2  
DRAW: VICKY

DESCRIPTION: SIM Card Connector - Header - 6 pins  
WERI PART NO: 693 010 010 601

SIZE  
**A4**



|                |      |      |              |                                    |                   |  |   |      |
|----------------|------|------|--------------|------------------------------------|-------------------|--|---|------|
| RoHS Compliant |      |      |              | PROJECTION:                        | GENERAL TOLERANCE |  | DESCRIPTION: SIM Card Connector - Header - 6 pins | SIZE |
|                |      |      |              | .X = $\pm 0.2$<br>.XX = $\pm 0.15$ | UNIT: MM          |  |   |      |
|                |      |      | APPROVAL: RJ | SCALE:                             | SHEET: 2/2        |  |   |      |
| REV            | DATE | FILE | BY           |                                    | DRAW: VICKY       |  |   |      |