



# Quick Start Guide

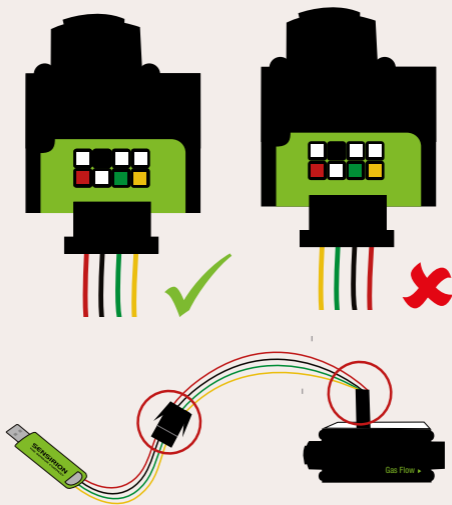
## EK-F4x

**SENSIRION**  
THE SENSOR COMPANY

# Quick Start Guide EK-F4x

- 1** **Install software** after download from:  
[www.sensirion.com/USB-viewer](http://www.sensirion.com/USB-viewer)

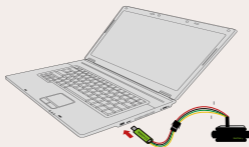
- 2** **Connect sensor**  
via adapter cable with the USB-adapter



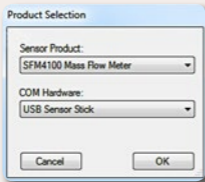
3

**Connect USB-adapter to PC**

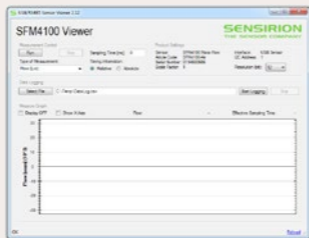
start program (Sensirion AG; USB Sensor Viewer)



4

**Select «SFM4100 Mass Flow Meter» and press «OK»**

5

**Press «Run» to start the program**

Thank you for your interest in our digital SFM4100 mass flow meters.

For more information, please visit [www.sensirion.com/sfm4100](http://www.sensirion.com/sfm4100) or contact our technical customer support team:

**SENSIRION AG**

Laubisruetistrasse 50

8712 Staefa

Switzerland

Phone + 41 44 306 40 00

Fax + 41 44 306 40 30

[info@sensirion.com](mailto:info@sensirion.com)

[www.sensirion.com](http://www.sensirion.com)