
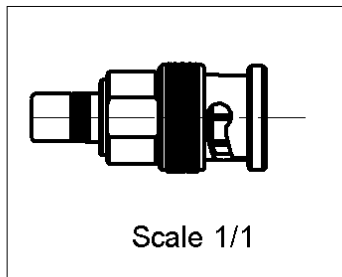
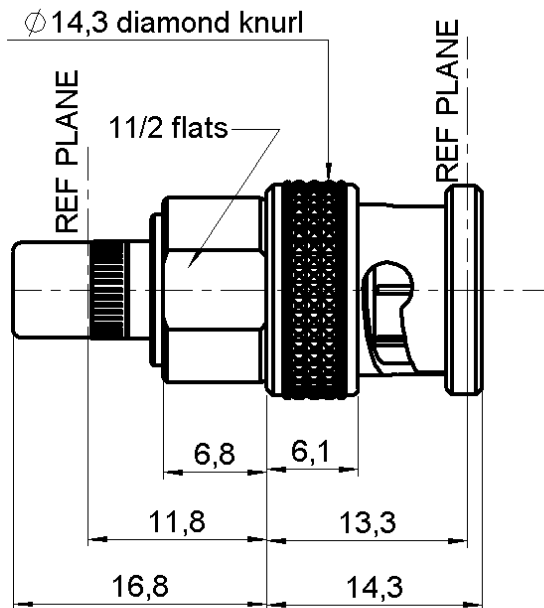


**SMB FEMALE - BNC MALE STRAIGHT ADAPTER**

**R191.214.000**

Série : ADAPT



All dimensions are in mm.

COMPONENTS	MATERIALS	PLATINGS (µm)
<b>BODY</b>	<b>BRASS</b>	<b>NICKEL 2</b>
<b>CENTER CONTACT</b>	<b>BERYLLIUM COPPER</b>	<b>GOLD 1.3 OVER NICKEL 2</b>
<b>OUTER CONTACT</b>	<b>BERYLLIUM COPPER</b>	<b>GOLD 0.5 OVER NICKEL 2</b>
<b>INSULATOR</b>	<b>PTFE</b>	
<b>GASKET</b>	<b>SILICONE RUBBER</b>	
<b>OTHERS PARTS</b>	<b>BRASS</b>	<b>NICKEL 2</b>
-	-	-
-	-	-

Issue : 0304 A

In the effort to improve our products, we reserve the rights to make changes judged to be necessary.



**SMB FEMALE - BNC MALE STRAIGHT ADAPTER**

**R191.214.000**

Série : ADAPT

**PACKAGING**

**SPECIFICATION**

Standard	Unit	Other
<b>1</b>	-	<b>Contact us</b>

**ELECTRICAL CHARACTERISTICS**

**ENVIRONMENTAL**

Impedance		<b>50</b> Ω
Frequency		<b>0-4</b> GHz
VSWR	<b>1.20</b> +	<b>0.000</b> x F(GHz) Maxi
Insertion loss		<b>0.250</b> √F(GHz) dB Maxi
RF leakage	- (	<b>57</b> - F(GHz)) dB Maxi
Voltage rating		<b>500</b> Veff Maxi
Dielectric withstanding voltage		<b>1000</b> Veff mini
Insulation resistance		<b>1000</b> MΩ mini

Operating	<b>-55/+155</b> °C
Hermetic seal	<b>NA</b> Atm.cm3/s
Panel leakage	<b>NA</b>

**MECHANICAL CHARACTERISTICS**

**OTHERS CHARACTERISTICS**

Center contact retention		
Axial force – Mating end		<b>10</b> N mini
Axial force – Opposite end		<b>10</b> N mini
Torque		<b>NA</b> N.cm mini
Recommended torque		
Mating	<b>SMB</b>	<b>0</b> N.cm
	<b>BNC</b>	<b>0</b> N.cm
	-	<b>0</b> N.cm
Panel nut		<b>NA</b> N.cm
Mating life		<b>500</b> Cycles mini
Weight		<b>14.248</b> g

Issue : 0304 A

In the effort to improve our products, we reserve the rights to make changes judged to be necessary.

